

SWISS MARKET INDEX

ISIN: CH0009980894 WKN: -

Overview

2023/03/21 11:45:49	
Price	10,765.62 CHF
Difference	▲ 1.15% (121.98)

General attributes	
ISIN	CH0009980894
Symbol	SMI
Country	Switzerland
Instruments in index	20
Type of index	Price Index
Security type	Index

Market data	
Open	10,732.13 CHF
High	10,788.49 CHF
Low	10,731.90 CHF
Close (prev. day)	10,643.64 CHF
Trading volume (m)	47,576,501
Volume (pcs)	639,948,190

Top 5

Name	Price	+ - (%)	Trend
UBS GROUP	18.095	+4.44	▲
PARTNERS G...	797.40	+4.02	▲
SWISS RE A...	92.54	+3.65	▲
SWISS LIFE...	558.00	+3.18	▲
ZURICH INS...	422.00	+2.63	▲

Intraday	1W	1M	6m	1Y	3Y
----------	----	----	----	----	----

Flop 5

Name	Price	+ - (%)	Trend
GIVAUDAN S...	2,929.00	-1.45	▼
NESTLÉ SA	108.42	-0.51	↔

Intraday	1W	1M	6m	1Y	3Y
----------	----	----	----	----	----

Futures and Options

Related Futures	15
-----------------	----



Information about previous performance does not guarantee future performance.
Source: FactSet

Recent research

on market		
Date	Headline	Download
2023/03/16	Global Equity Ratings	Download
2023/03/09	US-Dollar remains volatile	Download
2023/01/09	Global Strategy 1Q 2023	Download
2022/12/20	Slightly weaker dollar expected	Download
2022/12/19	Global Equity Ratings	Download

Related Options

-

Details

2023/03/21 11:45:49

Price

10,765.62 CHF

Difference ▲ 1.15% (121.98)

General attributes

ISIN CH0009980894

Symbol SMI

Country Switzerland

Security type Index

Instruments in index 20

Market data

Open 10,732.13 CHF

High 10,788.49 CHF

Low 10,731.90 CHF

Close (prev. day) 10,643.64 CHF

Trading volume (m) 47,576,501

Volume (pcs) 639,948,190

Performance and Risk

	6m	1Y	3Y
Perf (%)	+1.59%	-12.65%	+23.42%
Perf (abs.)	+167.10	-1,541.35	+2,019.78
Beta	-	-	-
Volatility	14.26	14.87	15.90



















Information about previous performance does not guarantee future performance.

Source: FactSet

Price data

Ø price 5 days Ø volume 5 days (pcs.)	10,641.88 CHF (251,741,373)
Ø price 30 days Ø volume 30 days (pcs.)	11,060.81 CHF (87,930,510)
Ø price 100 days Ø volume 100 days (pcs.)	11,068.49 CHF (59,088,860)
Ø price 250 days Ø volume 250 days (pcs.)	11,122.00 CHF (45,914,060)
YTD High date	11,453.64 CHF (2023/01/17)
YTD Low date	10,395.33 CHF (2023/03/20)
52 Weeks High date	12,569.97 CHF (2022/04/11)
52 Weeks Low date	10,010.78 CHF (2022/10/13)

Composition

Name  ISIN	Price	Diff %  Diff +/-	Performance 	Date Time	Turnover Pc.  Turnover Money 
ABB LTD CH0012221716	30.68	1.93% 0.58		23/03/21 11:45:01	808,870 24,688,278.17
ALCON AG CH0432492467	62.02	1.14% 0.70		23/03/21 11:45:39	236,782 14,702,767.79
COMPAGNIE FINANCIERE RICH... CH0210483332	139.95	2.45% 3.35		23/03/21 11:45:42	181,435 25,318,862.85
CREDIT SUISSE GROUP AG CH0012138530	0.8238	0.07% 0.00		23/03/21 11:45:46	39,091,036 31,851,358.47
GEBERIT AG CH0030170408	508.80	0.87% 4.40		23/03/21 11:44:09	17,631 8,981,846.20
GIVAUDAN SA CH0010645932	2,929.00	-1.45% -43.00		23/03/21 11:44:39	26,969 79,126,465.50
HOLCIM LTD. CH0012214059	58.12	2.11% 1.20		23/03/21 11:45:36	504,437 29,213,247.57
LOGITECH INTERNATIONAL SA CH0025751329	49.83	1.65% 0.81		23/03/21 11:45:23	91,861 4,569,525.79
LONZA GROUP AG CH0013841017	535.60	0.64% 3.40		23/03/21 11:44:41	19,643 10,575,343.00
NESTLÉ SA CH0038863350	108.42	-0.51% -0.56		23/03/21 11:45:42	1,110,694 121,034,358.02
NOVARTIS AG CH0012005267	77.47	0.95% 0.73		23/03/21 11:45:37	925,141 71,621,888.01
PARTNERS GROUP HOLDING AG CH0024608827	797.40	4.02% 30.80		23/03/21 11:45:11	30,956 24,368,094.90
ROCHE HOLDINGS AG GENUSSC... CH0012032048	262.65	0.46% 1.20		23/03/21 11:45:37	235,373 61,798,857.38
SIKA AG CH0418792922	258.80	1.69% 4.30		23/03/21 11:44:48	52,923 13,642,264.80
SONOVA HOLDING AG CH0012549785	244.40	0.45% 1.10		23/03/21 11:43:30	15,299 3,750,637.35
SWISS LIFE HOLDING AG CH0014852781	558.00	3.18% 17.20		23/03/21 11:44:40	49,315 27,320,439.70
SWISS RE AG CH0126881561	92.54	3.65% 3.26		23/03/21 11:45:30	322,279 29,578,028.85
SWISSCOM AG CH0008742519	591.40	0.61% 3.60		23/03/21 11:45:32	25,059 14,788,531.10
UBS GROUP CH0244767585	18.095	4.44% 0.77		23/03/21 11:45:44	10,039,236 180,216,773.51
ZURICH INSURANCE GROUP AG CH0011075394	422.00	2.63% 10.80		23/03/21 11:45:41	126,423 53,175,022.90