

SWISS MARKET INDEX

ISIN: CH0009980894

WKN: -

Overview

2022/09/30 17:31:56	
Price	10,267.55 CHF
Difference	▲ 1.39% (140.56)

General attributes	
ISIN	CH0009980894
Symbol	SMI
Country	Switzerland
Instruments in index	20
Type of index	Price Index
Security type	Index

Market data	
Open	10,164.26 CHF
High	10,275.86 CHF
Low	10,155.65 CHF
Close (prev. day)	10,126.99 CHF
Trading volume (m)	42,163,720
Volume (pcs)	2,283,659,359

Top 5

Name	Price	+ - (%)	Trend
ALCON AG	58.14	+4.87	▲
SIKA AG	200.70	+3.96	▲
GEBERIT AG	427.50	+3.89	▲
SONOVA HOL...	220.00	+3.87	▲
CREDIT SUI...	3.976	+3.87	▲

Intraday	1W	1M	6m	1Y	3Y
----------	----	----	----	----	----

Flop 5

Name	Price	+ - (%)	Trend
SWISSCOM A...	463.50	-0.73	▼
ZURICH INS...	395.00	-0.13	▼

Intraday	1W	1M	6m	1Y	3Y
----------	----	----	----	----	----

Futures and Options

Related Futures	15
Related Options	-



Information about previous performance does not guarantee future performance.
Source: FactSet

Recent research

on market		
Date	Headline	Download
2022/09/15	Easing for the Euro	Download
2022/07/21	Euro under pressure	Download
2022/06/29	Global Strategy 3Q 2022	Download
2022/06/21	Currencies in an uncertain environment	Download
2022/05/25	Global Equity Ratings	Download

Details

2022/09/30 17:31:56

Price

10,267.55 CHF

Difference ▲ 1.39% (140.56)

General attributes

ISIN CH0009980894

Symbol SMI

Country Switzerland

Security type Index

Instruments in index 20

Market data

Open 10,164.26 CHF

High 10,275.86 CHF

Low 10,155.65 CHF

Close (prev. day) 10,126.99 CHF

Trading volume (m) 42,163,720

Volume (pcs) 2,283,659,359

Performance and Risk

	6m	1Y	3Y
Perf (%)	-16.14%	-11.81%	+1.88%
Perf (abs.)	-1,976.18	-1,374.90	+189.23
Beta	-	-	-
Volatility	15.73	16.16	17.93



5Y


























Information about previous performance does not guarantee future performance.

Source: FactSet

Price data

Ø price 5 days Ø volume 5 days (pcs.)	10,162.87 CHF (45,825,676)
Ø price 30 days Ø volume 30 days (pcs.)	10,671.53 CHF (35,194,445)
Ø price 100 days Ø volume 100 days (pcs.)	10,982.56 CHF (35,851,826)
Ø price 250 days Ø volume 250 days (pcs.)	11,728.18 CHF (38,158,420)
YTD High date	12,997.15 CHF (2022/01/03)
YTD Low date	10,015.37 CHF (2022/09/26)
52 Weeks High date	12,997.15 CHF (2022/01/03)
52 Weeks Low date	10,015.37 CHF (2022/09/26)

Composition

Name  ISIN	Price	Diff %  Diff +/-	Performance 	Date Time	Turnover Pc.  Turnover Money 
ABB LTD CH0012221716	25.80	1.78% 0.45		22/09/30 17:31:55	5,155,822 131,889,839.53
ALCON AG CH0432492467	58.14	4.87% 2.70		22/09/30 17:31:56	1,048,538 60,453,849.45
COMPAGNIE FINANCIERE RICH... CH0210483332	94.28	1.46% 1.36		22/09/30 17:31:56	1,741,563 163,059,494.47
CREDIT SUISSE GROUP AG CH0012138530	3.976	3.87% 0.15		22/09/30 17:31:55	13,030,497 51,118,857.19
GEBERIT AG CH0030170408	427.50	3.89% 16.00		22/09/30 17:31:54	136,288 57,799,498.50
GIVAUDAN SA CH0010645932	3,003.00	2.84% 83.00		22/09/30 17:31:55	25,011 74,749,492.00
HOLCIM LTD. CH0012214059	40.98	2.42% 0.97		22/09/30 17:31:55	1,778,032 72,589,458.64
LOGITECH INTERNATIONAL SA CH0025751329	45.95	2.32% 1.04		22/09/30 17:31:54	1,010,951 46,067,221.32
LONZA GROUP AG CH0013841017	486.30	3.84% 18.00		22/09/30 17:31:55	262,081 126,439,712.40
NESTLÉ SA CH0038863350	107.08	0.49% 0.52		22/09/30 17:31:55	3,655,849 390,473,521.70
NOVARTIS AG CH0012005267	75.53	0.81% 0.61		22/09/30 17:31:54	4,744,495 358,203,588.81
PARTNERS GROUP HOLDING AG CH0024608827	804.60	3.79% 29.40		22/09/30 17:31:54	65,620 52,115,444.60
ROCHE HOLDINGS AG GENUSSC... CH0012032048	323.45	1.00% 3.20		22/09/30 17:31:54	1,182,922 381,745,758.35
SIKA AG CH0418792922	200.70	3.96% 7.65		22/09/30 17:31:56	309,402 61,558,520.30
SONOVA HOLDING AG CH0012549785	220.00	3.87% 8.20		22/09/30 17:31:54	418,851 91,117,111.27
SWISS LIFE HOLDING AG CH0014852781	438.50	2.21% 9.50		22/09/30 17:31:55	131,389 57,449,974.35
SWISS RE AG CH0126881561	73.16	1.22% 0.88		22/09/30 17:31:56	1,046,471 76,684,473.03
SWISSCOM AG CH0008742519	463.50	-0.73% -3.40		22/09/30 17:31:55	107,458 49,894,006.40
UBS GROUP CH0244767585	14.475	0.80% 0.12		22/09/30 17:31:56	9,153,299 132,302,687.68
ZURICH INSURANCE GROUP AG CH0011075394	395.00	-0.13% -0.50		22/09/30 17:31:55	280,397 110,978,987.90