

SWISS MARKET INDEX

ISIN: CH0009980894

WKN: -

Overview

2022/09/30 12:42:55	
Price	10,205.70 CHF
Difference	▲ 0.78% (78.71)

General attributes	
ISIN	CH0009980894
Symbol	SMI
Country	Switzerland
Instruments in index	20
Type of index	Price Index
Security type	Index

Market data	
Open	10,164.26 CHF
High	10,236.67 CHF
Low	10,155.65 CHF
Close (prev. day)	10,126.99 CHF
Trading volume (m)	12,232,028
Volume (pcs)	540,078,263

Top 5

Name	Price	+ - (%)	Trend
ALCON AG	57.08	+2.96	▲
SIKA AG	197.85	+2.49	▲
GEBERIT AG	420.60	+2.21	▲
CREDIT SUI...	3.909	+2.12	▲
LONZA GROU...	477.20	+1.90	▲

Intraday	1W	1M	6m	1Y	3Y
----------	----	----	----	----	----

Flop 5

Name	Price	+ - (%)	Trend
SWISSCOM A...	465.70	-0.26	▼
LOGITECH I...	44.90	-0.02	▼
NESTLÉ SA	106.54	-0.02	▼

Intraday	1W	1M	6m	1Y	3Y
----------	----	----	----	----	----

Futures and Options

Related Futures 15



Information about previous performance does not guarantee future performance.
Source: FactSet

Recent research

on market		
Date	Headline	Download
2022/09/15	Easing for the Euro	
2022/07/21	Euro under pressure	
2022/06/29	Global Strategy 3Q 2022	
2022/06/21	Currencies in an uncertain environment	
2022/05/25	Global Equity Ratings	

Related Options

-

Details

2022/09/30 12:42:55

Price

10,205.70 CHF

Difference ▲ 0.78% (78.71)

General attributes

ISIN CH0009980894

Symbol SMI

Country Switzerland

Security type Index

Instruments in index 20

Market data

Open 10,164.26 CHF

High 10,236.67 CHF

Low 10,155.65 CHF

Close (prev. day) 10,126.99 CHF

Trading volume (m) 12,232,028

Volume (pcs) 540,078,263

Performance and Risk

	6m	1Y	3Y
Perf (%)	-17.84%	-12.91%	+0.89%
Perf (abs.)	-2,198.59	-1,501.34	+89.18
Beta	-	-	-
Volatility	15.60	16.10	17.91



5Y


























Information about previous performance does not guarantee future performance.

Source: FactSet

Price data

Ø price 5 days Ø volume 5 days (pcs.)	10,136.92 CHF (49,879,801)
Ø price 30 days Ø volume 30 days (pcs.)	10,701.17 CHF (34,810,558)
Ø price 100 days Ø volume 100 days (pcs.)	10,995.30 CHF (35,812,953)
Ø price 250 days Ø volume 250 days (pcs.)	11,733.38 CHF (38,123,098)
YTD High date	12,997.15 CHF (2022/01/03)
YTD Low date	10,015.37 CHF (2022/09/26)
52 Weeks High date	12,997.15 CHF (2022/01/03)
52 Weeks Low date	10,015.37 CHF (2022/09/26)

Composition

Name  ISIN	Price	Diff %  Diff +/-	Performance 	Date Time	Turnover Pc.  Turnover Money 
ABB LTD CH0012221716	25.38	0.12% 0.03		22/09/30 12:41:59	1,499,593 38,118,173.67
ALCON AG CH0432492467	57.08	2.96% 1.64		22/09/30 12:42:47	181,703 10,329,900.90
COMPAGNIE FINANCIERE RICH... CH0210483332	93.02	0.11% 0.10		22/09/30 12:42:47	597,518 55,868,766.27
CREDIT SUISSE GROUP AG CH0012138530	3.909	2.12% 0.08		22/09/30 12:42:12	4,515,365 17,667,324.56
GEBERIT AG CH0030170408	420.60	2.21% 9.10		22/09/30 12:40:34	25,690 10,745,185.65
GIVAUDAN SA CH0010645932	2,959.00	1.34% 39.00		22/09/30 12:42:56	4,780 14,106,330.00
HOLCIM LTD. CH0012214059	40.66	1.62% 0.65		22/09/30 12:41:52	546,755 22,266,410.93
LOGITECH INTERNATIONAL SA CH0025751329	44.90	-0.02% -0.01		22/09/30 12:41:08	220,221 9,910,994.99
LONZA GROUP AG CH0013841017	477.20	1.90% 8.90		22/09/30 12:42:25	49,852 23,597,743.65
NESTLÉ SA CH0038863350	106.54	-0.02% -0.02		22/09/30 12:42:53	886,653 94,342,644.08
NOVARTIS AG CH0012005267	75.68	1.01% 0.76		22/09/30 12:42:47	1,574,269 118,931,083.58
PARTNERS GROUP HOLDING AG CH0024608827	783.00	1.01% 7.80		22/09/30 12:42:10	15,963 12,466,488.00
ROCHE HOLDINGS AG GENUSSC... CH0012032048	322.35	0.66% 2.10		22/09/30 12:42:51	201,116 64,793,405.23
SIKA AG CH0418792922	197.85	2.49% 4.80		22/09/30 12:40:38	72,457 14,257,295.43
SONOVA HOLDING AG CH0012549785	215.60	1.79% 3.80		22/09/30 12:42:12	218,845 47,393,642.10
SWISS LIFE HOLDING AG CH0014852781	436.30	1.70% 7.30		22/09/30 12:41:09	44,902 19,608,931.40
SWISS RE AG CH0126881561	73.20	1.27% 0.92		22/09/30 12:42:55	312,970 23,006,182.21
SWISSCOM AG CH0008742519	465.70	-0.26% -1.20		22/09/30 12:42:47	31,225 14,558,186.05
UBS GROUP CH0244767585	14.425	0.45% 0.07		22/09/30 12:42:37	2,734,131 39,627,562.96
ZURICH INSURANCE GROUP AG CH0011075394	396.20	0.18% 0.70		22/09/30 12:41:59	62,139 24,780,333.35