

FRONTLINE PLC

ISIN: CY0200352116

WKN: M46528101

Overview

2024/04/02 09:33:59

Price

257.50 NOK

Difference  46.54% (81.78)

General attributes

ISIN CY0200352116

Symbol FRO

Exchange London Stock Exchange
European Trade Reporting

Currency NOK

Sector Transport

Security type Stock

Market cap (m) 4,936 EUR

Benchmark MSCI WORLD INDEX (STRD, UHD)

Market data

Bid (Bid size) - (0)

Ask (Ask size) - (0)

Open 257.50 NOK

High 257.50 NOK

Low 257.50 NOK

Close (prev. day) 175.7163 NOK

VWAP 279.70 NOK

Volume (pcs) 800

Trading volume 206,000.00

Number of trades 2

Last size 400

Futures and Options

Related Futures 30

Related Options -

5Y













Information about previous performance does not guarantee future performance.

Source: FactSet

Recent research

on sector

Date		Headline	Download
2024/07/24		Global Equity Ratings	
2024/07/12		Global Equity Ratings	
2024/06/21		Global Equity Ratings	
2024/06/14		Global Equity Ratings	
2024/05/29		Global Equity Ratings	

Details

2024/04/02 09:33:59

Price

257.50 NOK

Difference ▲ 46.54% (81.78)

General attributes

ISIN CY0200352116

Symbol FRO

Exchange London Stock Exchange
European Trade Reporting

Currency NOK

Sector Transport

Security type Stock

Market cap (m) 4,936 EUR

Benchmark MSCI WORLD INDEX (STRD, UHD)

Market data

Bid (Bid size) - (0)

Ask (Ask size) - (0)

Open 257.50 NOK

High 257.50 NOK

Low 257.50 NOK

Close (prev. day) 175.7163 NOK

VWAP 279.70 NOK

Volume (pcs) 800

Trading volume 206,000.00

Number of trades 2

Last size 400

Performance and Risk

	6m	1Y	3Y
Perf (%)	-	-	+271.00%
Perf (abs.)	-	-	+204.31
Beta	0.91	0.34	0.74
Volatility	-	136.93	54.84

5Y



Information about previous performance does not guarantee future performance.
Source: FactSet

Price data

Ø price 5 days Ø volume 5 days (pcs.)	276.35 NOK (0)
Ø price 30 days Ø volume 30 days (pcs.)	277.35 NOK (25)
Ø price 100 days Ø volume 100 days (pcs.)	273.38 NOK (44)
Ø price 250 days Ø volume 250 days (pcs.)	250.21 NOK (22)
YTD High date	- NOK (-)
YTD Low date	- NOK (-)
52 Weeks High date	286.10 NOK (2024/06/05)
52 Weeks Low date	169.26 NOK (2023/07/31)

All listings for FRONTLINE PLC

Exchange 📍	Date	Time	Price	Trading volume (mio.)	Number of trades
Tradegate	2024/07/29	22:26	22.12 EUR	0.04	14
Stuttgart	2024/07/29	15:32	22.39 EUR	0.00	9
NYSE	2024/07/29	22:00	23.99 USD	23.61	9,188
Munich	2024/07/29	09:45	21.97 EUR	0.00	2
London Stock Exchange	2024/07/29	09:33	257.50 NOK	0.21	2

European Trade Reporting	04/02					
Hanover	2024/ 07/29	08:01	21.50 EUR	0.00		3
Hamburg	2024/ 07/29	08:10	21.65 EUR	0.00		3
Frankfurt	2024/ 07/29	11:14	22.41 EUR	0.00		1
First North Stockholm	2024/ 07/29	18:00	267.70 NOK	0.11		3
Duesseldorf	2024/ 07/29	19:31	21.97 EUR	0.00		6
Berlin	2024/ 07/29	08:11	21.69 EUR	0.00		3

Company profile

Company Logo



Company Profile

-

Contact Details

FRONTLINE PLC

--

John Kennedy, Iris Building, 7th floor, Flat/
Office 740B 8 3106 Limassol

Telefon: +1 441 295 6935

Fax: -

E-mail: -