

HINO MOTORS LTD.

ISIN: JP3792600003 WKN: 7205

Overview

2024/09/19 17:26:11

Price
2.72 EURDifference  4.62% (0.12)

General attributes

ISIN	JP3792600003
Symbol	7205
Exchange	Munich
Currency	EUR
Sector	Automotive
Security type	Stock
Market cap (m)	1,599 EUR
Benchmark	NIKKEI 225

Market data

Bid (Bid size)	-
Ask (Ask size)	-
Open	2.68 EUR
High	2.72 EUR
Low	2.68 EUR
Close (prev. day)	2.60 EUR
VWAP	3.66 EUR
Volume (pcs)	0
Trading volume	0.00
Number of trades	3
Last size	0

Futures and Options











Related Futures	-
Related Options	-

5Y



Information about previous performance does not guarantee future performance.
Source: FactSet

Recent research

on sector		on market	
Date		Headline	Download
2024/09/17		GEVORKYAN Podniková analýza	
2024/09/11		Global Equity Ratings	
2024/09/09		GEVORKYAN Podniková analýza	
2024/09/05		Global Equity Ratings	
2024/08/12		Global Equity Ratings	

Details

2024/09/19 17:26:11

Price

2.72 EUR

Difference ▲ 4.62% (0.12)

General attributes

ISIN	JP3792600003
Symbol	7205
Exchange	Munich
Currency	EUR
Sector	Automotive
Security type	Stock
Market cap (m)	1,599 EUR
Benchmark	NIKKEI 225

Market data

Bid (Bid size)	-
Ask (Ask size)	-
Open	2.68 EUR
High	2.72 EUR
Low	2.68 EUR
Close (prev. day)	2.60 EUR
VWAP	3.66 EUR
Volume (pcs)	0
Trading volume	0.00
Number of trades	3
Last size	0

Performance and Risk

	6m	1Y	3Y
Perf (%)	-11.56%	-30.48%	-66.27%
Perf (abs.)	-0.34	-1.14	-5.11
Beta	-	-	-
Volatility	34.91	38.47	36.59

5Y



Information about previous performance does not guarantee future performance.
Source: FactSet

Price data

Ø price 5 days Ø volume 5 days (pcs.)	2.53 EUR (0)
Ø price 30 days Ø volume 30 days (pcs.)	2.64 EUR (0)
Ø price 100 days Ø volume 100 days (pcs.)	2.56 EUR (0)
Ø price 250 days Ø volume 250 days (pcs.)	2.83 EUR (0)
YTD High date	3.20 EUR (2024/03/22)
YTD Low date	2.32 EUR (2024/07/10)
52 Weeks High date	3.80 EUR (2023/09/19)
52 Weeks Low date	2.32 EUR (2024/07/10)

All listings for HINO MOTORS LTD.

Exchange ⊕	Date	Time	Price	Trading volume (mio.)	Number of trades
Tradegate	2024/09/19	22:26	2.82 EUR	0.00	1
Tokyo Stock Exchange	2024/09/19	08:00	441.20 JPY	10.29	3,870
Stuttgart	2024/09/19	21:58	2.76 EUR	0.00	5
Munich	2024/09/19	17:26	2.72 EUR	0.00	3
Hanover	2024/09/19	17:25	2.76 EUR	0.00	4

	19					
Frankfurt	2024/09/ 19	08:17	2.68 EUR	0.00		2
FINRA other OTC Issues	2024/04/ 10	19:57	3.37 USD	0.00		4
Duesseldorf	2024/09/ 19	19:31	2.74 EUR	0.00		7
Berlin	2024/09/ 19	21:05	2.80 EUR	0.00		9

Company profile

Company Logo



Company Profile

-

Contact Details

HINO MOTORS

--

3-1-1, Hinodai, Hino City - 191-8660 Tokyo

Telefon: 042-586-5111

Fax: -

E-mail: -