

## HINO MOTORS LTD.

ISIN: JP3792600003 WKN: 7205

## Overview

2023/09/21 08:00:19

Price  
3.72 EURDifference  -0.53% (-0.02)

## General attributes

ISIN	JP3792600003
Symbol	7205
Exchange	Munich
Currency	EUR
Sector	Automotive
Security type	Stock
Market cap (m)	2,157 EUR
Benchmark	NIKKEI 225

## Market data

Bid (Bid size)	-
Ask (Ask size)	-
Open	3.72 EUR
High	3.72 EUR
Low	3.72 EUR
Close (prev. day)	3.74 EUR
VWAP	3.66 EUR
Volume (pcs)	0
Trading volume	0.00
Number of trades	1
Last size	0

## Futures and Options







Related Futures	-
Related Options	-

5Y



Information about previous performance does not guarantee future performance.  
Source: FactSet

## Recent research

on sector		on market	
Date		Headline	Download
2023/09/08		Global Equity Ratings	
2023/08/22		Global Equity Ratings	
2023/08/17		Global Equity Ratings	
2023/08/09		Global Equity Ratings	
2023/07/21		Global Equity Ratings	

## Details

2023/09/21 08:00:19

## Price

3.72 EUR

Difference  -0.53% (-0.02)

## General attributes

ISIN	JP3792600003
Symbol	7205
Exchange	Munich
Currency	EUR
Sector	Automotive
Security type	Stock
Market cap (m)	2,157 EUR
Benchmark	NIKKEI 225

## Market data

Bid (Bid size)	-
Ask (Ask size)	-
Open	3.72 EUR
High	3.72 EUR
Low	3.72 EUR
Close (prev. day)	3.74 EUR
VWAP	3.66 EUR
Volume (pcs)	0
Trading volume	0.00
Number of trades	1
Last size	0

## Performance and Risk

	6m	1Y	3Y
Perf (%)	+4.59%	-17.07%	-30.74%
Perf (abs.)	+0.16	-0.77	-1.66
Beta	0.73	0.84	1.08
Volatility	29.91	27.31	38.14

5Y



Information about previous performance does not guarantee future performance.  
Source: FactSet

## Price data

Ø price 5 days   Ø volume 5 days (pcs.)	3.75 EUR (0)
Ø price 30 days   Ø volume 30 days (pcs.)	3.58 EUR (12)
Ø price 100 days   Ø volume 100 days (pcs.)	3.73 EUR (43)
Ø price 250 days   Ø volume 250 days (pcs.)	3.81 EUR (17)
YTD High   date	4.12 EUR (2023/06/06)
YTD Low   date	3.38 EUR (2023/08/18)
52 Weeks High   date	4.41 EUR (2022/09/26)
52 Weeks Low   date	3.38 EUR (2023/08/18)

## All listings for HINO MOTORS LTD.

Exchange 	Date	Time	Price	Trading volume (mio.)	Number of trades
Tradegate	2023/09/21	16:30	3.60 EUR	0.00	1
Tokyo Stock Exchange	2023/09/21	08:00	593.10 JPY	9.73	2,775
Stuttgart	2023/09/21	08:12	3.72 EUR	0.00	1
Munich	2023/09/21	08:00	3.72 EUR	0.00	1
Hanover	2023/09/21	08:00	3.70 EUR	0.00	1

	21					
Frankfurt	2023/09/ 21	08:19	3.70 EUR	0.00		1
FINRA other OTC Issues	2023/09/ 21	16:04	3.87 USD	0.00		1
Duesseldorf	2023/09/ 21	16:30	3.58 EUR	0.00		4
Berlin	2023/09/ 21	16:30	3.74 EUR	0.00		5

## Company profile

### Company Logo



### Company Profile

-

### Contact Details

HINO MOTORS

--

3-1-1, Hinodai, Hino City - 191-8660 Tokyo

Telefon: 042-586-5111

Fax: -

E-mail: -