

TOMRA SYSTEMS ASA

ISIN: NO0012470089 WKN: -

Overview

2024/04/26 19:09:46

Price

12.00 EUR

Difference  -4.31% (-0.54)

General attributes

ISIN NO0012470089

Symbol TOM

Exchange Stuttgart

Currency EUR

Sector Technology

Security type Stock

Market cap (m) 3,729 EUR

Benchmark NORWAY OSLO BORS ALL SHARE(TRG)

Market data

Bid (Bid size) - (0)

Ask (Ask size) - (0)

Open 11.93 EUR

High 12.11 EUR

Low 11.53 EUR

Close (prev. day) 12.54 EUR

VWAP -

Volume (pcs) 554

Trading volume 6,668.00

Number of trades 22

Last size 90

Futures and Options

Related Futures 30

Related Options -

5Y













Information about previous performance does not guarantee future performance.

Source: FactSet

Recent research

on sector

Date	Headline	Download
2024/04/26	 Global Equity Ratings	
2024/04/26	 Akciové trhy - denní zpráva	
2024/04/25	 Akciové trhy - denní zpráva	
2024/04/24	 Akciové trhy - denní zpráva	
2024/04/23	 Akciové trhy - denní zpráva	

Details

2024/04/26 19:09:46

Price

12.00 EUR

Difference ▼ -4.31% (-0.54)

General attributes

ISIN	NO0012470089
Symbol	TOM
Exchange	Stuttgart
Currency	EUR
Sector	Technology
Security type	Stock
Market cap (m)	3,729 EUR
Benchmark	NORWAY OSLO BORS ALL SHARE(TRG)

Market data

Bid (Bid size)	- (0)
Ask (Ask size)	- (0)
Open	11.93 EUR
High	12.11 EUR
Low	11.53 EUR
Close (prev. day)	12.54 EUR
VWAP	-
Volume (pcs)	554
Trading volume	6,668.00
Number of trades	22
Last size	90

Performance and Risk

	6m	1Y	3Y
Perf (%)	+68.26%	-11.93%	-41.92%
Perf (abs.)	+4.87	-1.63	-8.66
Beta	0.84	0.94	0.55
Volatility	63.56	57.63	47.50

5Y



Information about previous performance does not guarantee future performance.
Source: FactSet

Price data

Ø price 5 days Ø volume 5 days (pcs.)	12.49 EUR (631)
Ø price 30 days Ø volume 30 days (pcs.)	13.26 EUR (702)
Ø price 100 days Ø volume 100 days (pcs.)	11.36 EUR (949)
Ø price 250 days Ø volume 250 days (pcs.)	11.81 EUR (866)
YTD High date	14.82 EUR (2024/03/26)
YTD Low date	8.39 EUR (2024/02/13)
52 Weeks High date	15.55 EUR (2023/06/19)
52 Weeks Low date	6.85 EUR (2023/10/26)

Arbitrage views

Exchange	Date	Time	Price	Trading volume (mio.)	Number of trades
Tradegate	2024/04/26	22:26	11.95 EUR	0.57	243
Stuttgart	2024/04/26	19:09	12.00 EUR	0.01	22
Munich	2024/04/26	13:21	11.92 EUR	0.01	3
London Stock Exchange European Trade Reporting	2024/04/26	15:21	140.85 NOK	7.04	2
Hanover	2024/	09:06	11.49 EUR	0.00	3

	04/26					
Hamburg	2024/ 04/26	13:46	11.89 EUR	0.00		2
Frankfurt	2024/ 04/26	19:55	11.97 EUR	0.05		21
First North Stockholm	2024/ 04/26	15:34	141.00 NOK	0.07		4
FINRA other OTC Issues	2024/ 04/19	21:42	13.52 USD	0.04		2
Duesseldorf	2024/ 04/26	09:38	11.98 EUR	0.00		3
Berlin	2024/ 04/26	08:13	11.79 EUR	0.00		2

Company profile

Company Logo



Contact Details

TOMRA SYSTEMS ASA

--

Drengsrudhagen 2 1385 Asker

Telefon: +47 66 79 91 00

Fax: -

E-mail: info@tomra.com

Company Profile

-

Members of Management Board

Tove Andersen Chairman of Managing Board

Espen Gundersen Member of Executive Committee

Harald Henriksen Member of Executive Committee

Helena Dreisig Member of Executive Committee

Michel Picandet Member of Executive Committee

Volker Rehrmann Member of Executive Committee

Board of directors

Johan Carl Ulf Hjertonsson Chairman of Supervisory Board

Bjorn Matre Member of Supervisory Board

Bodil Sonesson Member of Supervisory Board

David Antony Peter Williamson Member of Supervisory Board

Gigi Portela Member of Supervisory Board

Hege Skryseth Member of Supervisory Board

Pierre Couderc Member of Supervisory Board