

EURO / SOUTH AFRICAN RAND (EUR/ZAR)

2024/05/06 17:50:17

Price

19.89915 ZAR

1 EUR = 19.89915 ZAR

1 ZAR = 0.05038 EUR

Difference

 -0.21%
(-0.04)

General attributes

Exchange rate	-
Exchange	OTCD FX Premium
Security type	Currency

Market data

Open	19.94625 ZAR
High	19.96446 ZAR

Performance and Risk

	6m	1Y	3Y
Perf (%)	+1.83%	-1.67%	+15.75%
Perf (abs.)	+0.36	-0.34	+2.71
Beta	-	-	-
Volatility	9.05	10.42	10.86

Futures and Options

Related Futures	-
Related Options	-

5Y










Please pay attention to currency units, monitor purchase and sale prices. Some currencies are quoted in other units.
Source: FactSet

Price data

Ø price 5 days Ø volume 5 days (pcs.)	19.90362 ZAR (0)
Ø price 30 days Ø volume 30 days (pcs.)	20.16951 ZAR (0)
Ø price 100 days Ø volume 100 days (pcs.)	20.37790 ZAR (0)
Ø price 250 days Ø volume 250 days (pcs.)	20.28732 ZAR (0)
YTD High date	20.98470 ZAR (2024/02/26)
YTD Low date	19.78920 ZAR (2024/05/03)
52 Weeks High date	21.33230 ZAR (2023/05/12)
52 Weeks Low date	19.34210 ZAR (2023/07/31)

Recent research

on instrument	on market		
Date		Headline	Download
2024/05/06		Mixed data on retail sales and industrial output	
2024/05/03		Week Ahead	
2024/05/03		Kommunalkredit Austria AG	
2024/05/02		FX markets reflect uncertain interest rate outlook	
2024/04/30		Credit Markets Weekly	