

EURO / SOUTH AFRICAN RAND (EUR/ZAR)

2023/10/05 03:31:45

Price

20.30406 ZAR

1 EUR = 20.30406 ZAR
1 ZAR = 0.04921 EUR

Difference

 -0.06%
(-0.01)

General attributes

Exchange rate -
Exchange OTCD FX Premium
Security type Currency

Market data

Open 20.31604 ZAR
High 20.35181 ZAR

Performance and Risk

	6m	1Y	3Y
Perf (%)	+3.55%	+15.60%	+5.30%
Perf (abs.)	+0.70	+2.74	+1.02
Beta	-	-	-
Volatility	11.45	10.96	11.14

Futures and Options

Related Futures -
Related Options -

5Y












Please pay attention to currency units, monitor purchase and sale prices. Some currencies are quoted in other units.
Source: FactSet

Price data

Ø price 5 days Ø volume 5 days (pcs.)	20.11788 ZAR (0)
Ø price 30 days Ø volume 30 days (pcs.)	20.21112 ZAR (0)
Ø price 100 days Ø volume 100 days (pcs.)	20.26856 ZAR (0)
Ø price 250 days Ø volume 250 days (pcs.)	20.01819 ZAR (0)
YTD High date	21.33230 ZAR (2023/05/12)
YTD Low date	17.79950 ZAR (2023/01/04)
52 Weeks High date	21.33230 ZAR (2023/05/12)
52 Weeks Low date	17.46960 ZAR (2022/11/30)

Recent research

on instrument	on market		
Date	Headline		Download
2023/10/04	 Credit Markets Weekly		
2023/10/04	 Monthly growth of retail sales accelerated		
2023/10/02	 Two likely scenarios of the future government in S...		
2023/10/02	 More central banks' meetings		
2023/09/29	 Week Ahead		