

US DOLLAR / SINGAPORE-DOLLAR (USD/SGD)

2024/05/13 08:31:09

5Y

Price

1.35423 SGD

1 USD = 1.35423 SGD

1 SGD = 0.73833 USD

Difference

 -0.03%
(-0.00)

General attributes

Exchange rate	-
Exchange	OTCD FX Premium
Security type	Currency

Market data

Open	1.35459 SGD
High	1.3552 SGD

Performance and Risk

	6m	1Y	3Y
Perf (%)	-0.37%	+1.23%	+1.61%
Perf (abs.)	-0.01	+0.02	+0.02
Beta	-	-	-
Volatility	3.37	3.45	3.99

Futures and Options

Related Futures	-
Related Options	-












Please pay attention to currency units, monitor purchase and sale prices. Some currencies are quoted in other units.
Source: FactSet

Price data

Ø price 5 days Ø volume 5 days (pcs.)	1.35421 SGD (0)
Ø price 30 days Ø volume 30 days (pcs.)	1.35837 SGD (0)
Ø price 100 days Ø volume 100 days (pcs.)	1.34842 SGD (0)
Ø price 250 days Ø volume 250 days (pcs.)	1.34848 SGD (0)
YTD High date	1.36700 SGD (2024/04/16)
YTD Low date	1.31910 SGD (2024/01/01)
52 Weeks High date	1.37630 SGD (2023/10/03)
52 Weeks Low date	1.31567 SGD (2023/12/28)

Recent research

on instrument	on market		
Date	Headline		Download
2024/05/10	 Week Ahead		
2024/05/03	 Week Ahead		
2024/05/02	 FX markets reflect uncertain interest rate outlook		
2024/05/02	 Fed continues to wait for price pressure to ease		
2024/04/26	 Week Ahead		