

SWISS FRANC / BULGARIAN NEW LEW (CHF/BGN)

2024/07/26 16:43:33

Price

2.0400 BGN

1 CHF = 2.0400 BGN
1 BGN = 0.49020 CHF

Difference

 -0.42%
(-0.01)

General attributes

Exchange rate -
Exchange OTCD FX Premium
Security type Currency

Market data

Open 2.0395 BGN
High 2.0406 BGN

Performance and Risk

	6m	1Y	3Y
Perf (%)	-2.04%	-0.38%	+12.75%
Perf (abs.)	-0.04	-0.01	+0.23
Beta	-	-	-
Volatility	7.59	7.47	8.79

Futures and Options

Related Futures -
Related Options -

5Y












Please pay attention to currency units, monitor purchase and sale prices. Some currencies are quoted in other units.
Source: FactSet

Price data

Ø price 5 days Ø volume 5 days (pcs.)	2.0329 BGN (0)
Ø price 30 days Ø volume 30 days (pcs.)	2.0190 BGN (0)
Ø price 100 days Ø volume 100 days (pcs.)	2.0126 BGN (0)
Ø price 250 days Ø volume 250 days (pcs.)	2.0357 BGN (0)
YTD High date	2.1159 BGN (2024/01/05)
YTD Low date	1.9686 BGN (2024/05/23)
52 Weeks High date	2.1159 BGN (2024/01/05)
52 Weeks Low date	1.9686 BGN (2024/05/23)

Recent research

on instrument	on market		
Date	Headline		Download
2024/07/12	 Global Equity Ratings		
2024/07/03	 Global Strategy 3Q 2024		
2024/06/21	 Global Equity Ratings		
2024/05/02	 FX markets reflect uncertain interest rate outlook		
2024/03/26	 Global Strategy 2Q 2024		