

EUR INT RATE SWAP (ANN/6MO) EURIBOR 1 YEAR

ISIN: -










2024/09/19 11:12:00			
Price	2.8540 %		
Difference		-0.01 (-1 Bp)	
General attributes			
ISIN	-		
Symbol	-.OTD		
Exchange	OTC Data Services		
Security type	Interest rate		
Market data			
Open	2.8680%		
Close (prev. day)	2.8680%		
Performance and Risk			
	6m	1Y	3Y
Perf (%)	-22.49%	-30.69%	+661.25%
Perf (abs.)	-0.83	-1.27	+3.38
Beta	-	-	-
Volatility	9.50	10.10	-
Futures and Options			
Related Futures	-		
Related Options	-		



Information about previous performance does not guarantee future performance.
Source: FactSet

Price data	
Ø price 5 days Ø volume 5 days (pcs.)	2.8578 % (0)
Ø price 30 days Ø volume 30 days (pcs.)	2.9735 % (0)
Ø price 100 days Ø volume 100 days (pcs.)	3.2618 % (0)
Ø price 250 days Ø volume 250 days (pcs.)	3.4843 % (0)
YTD High date	3.7520 % (2024/02/23)
YTD Low date	2.8205 % (2024/09/11)
52 Weeks High date	4.1730 % (2023/09/28)
52 Weeks Low date	2.8205 % (2024/09/11)

Recent research

on market		
Date	Headline	Download
2024/09/19	 CZ Ranní restart	
2024/09/19	 US Fed starts monetary easing cycle	
2024/09/18	 Český automobilový průmysl a trh v kostce: Výroba ...	
2024/09/18	 Credit Markets Weekly	
2024/09/18	 CZ Ranní restart	