

BUBOR FIXING (BUDAPEST) 9 MONTHS

ISIN: -

2024/08/16 11:00:07

5Y

Price
6.3400 %
Difference  **-0.01 (-1 Bp)**

General attributes

ISIN -
 Symbol -.OTD
 Exchange OTC Data Services
 Security type Interest rate

Market data

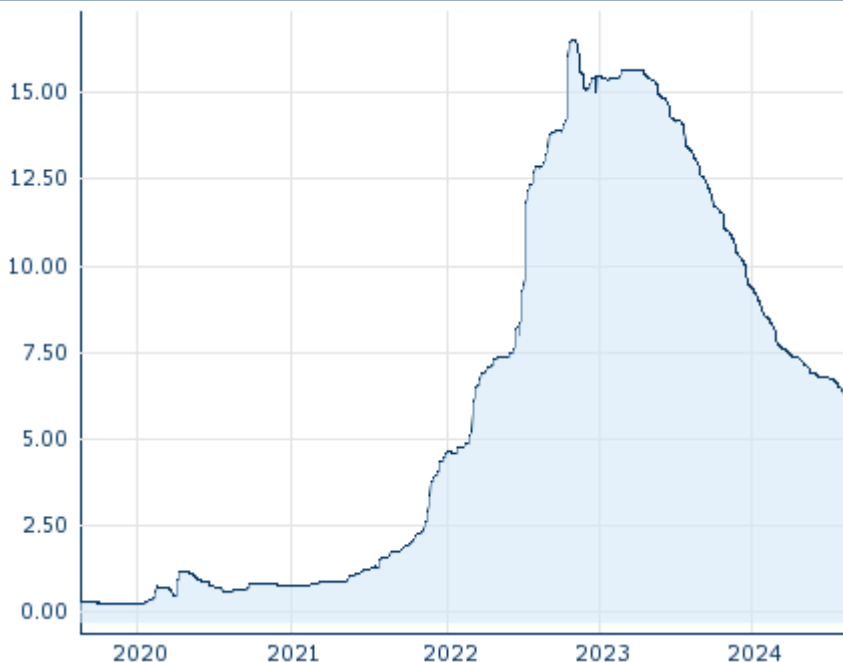
Open 6.3400%
 Close (prev. day) 6.3500%

Performance and Risk

	6m	1Y	3Y
Perf (%)	-24.13%	-51.78%	+301.90%
Perf (abs.)	-2.02	-6.82	+4.77
Beta	-	-	-
Volatility	5.62	6.07	20.68

Futures and Options

Related Futures -
 Related Options -





Information about previous performance does not guarantee future performance.
 Source: FactSet

Price data

Ø price 5 days Ø volume 5 days (pcs.)	6.3550 % (0)
Ø price 30 days Ø volume 30 days (pcs.)	6.4600 % (0)
Ø price 100 days Ø volume 100 days (pcs.)	6.7334 % (0)
Ø price 250 days Ø volume 250 days (pcs.)	7.6274 % (0)
YTD High date	9.3700 % (2024/01/02)
YTD Low date	6.3400 % (2024/08/06)
52 Weeks High date	13.1200 % (2023/08/16)
52 Weeks Low date	6.3400 % (2024/08/06)

Recent research

on market		
Date	Headline	Download
2024/08/16	 Week Ahead	
2024/08/16	 Ranní restart	
2024/08/15	 Měsíčník EU aktualit, číslo 250, červenec 2024	
2024/08/15	 Services are the driver of inflation	
2024/08/15	 Ranní restart	