

EUR INT RATE SWAP (ANN/6MO) EURIBOR 3 YEARS

ISIN: -






2024/04/25 18:22:04			
Price			
3.1860 %			
Difference			
0.04 (4 Bp)			
General attributes			
ISIN			
-			
Symbol			
-.OTD			
Exchange			
OTC Data Services			
Security type			
Interest rate			
Market data			
Open			
3.1450%			
Close (prev. day)			
3.1450%			
Performance and Risk			
	6m	1Y	3Y
Perf (%)	-10.17%	-9.00%	+818.04%
Perf (abs.)	-0.36	-0.31	+3.58
Beta	-	-	-
Volatility	22.64	22.99	184.45
Futures and Options			
Related Futures			
-			
Related Options			
-			



Information about previous performance does not guarantee future performance.
Source: FactSet

Price data	
Ø price 5 days Ø volume 5 days (pcs.)	3.1043 % (0)
Ø price 30 days Ø volume 30 days (pcs.)	2.9861 % (0)
Ø price 100 days Ø volume 100 days (pcs.)	2.9103 % (0)
Ø price 250 days Ø volume 250 days (pcs.)	3.0867 % (0)
YTD High date	3.1540 % (2024/04/24)
YTD Low date	2.4888 % (2024/01/04)
52 Weeks High date	3.7730 % (2023/07/06)
52 Weeks Low date	2.4860 % (2023/12/29)

Recent research

on market		
Date	Headline	Download
2024/04/25	 Ranní restart	
2024/04/24	 Credit Markets Weekly	
2024/04/24	 Ranní restart: kontejnery, ropai, tep a Trendovnik	
2024/04/23	 MNB slowed the pace of rate cuts in April	
2024/04/23	 As it was promised: MNB reduced the pace	