

US DOLLAR / SWISS FRANC (USD/CHF)

2024/05/08 20:27:20

Price

0.90773 CHF

1 USD = 0.90773 CHF
1 CHF = 1.10145 USD

Difference

 -0.08%
(-0.00)

General attributes

Exchange rate -
Exchange OTCD FX Premium
Security type Currency

Market data

Open 0.90845 CHF
High 0.90957 CHF

Performance and Risk

| | 6m | 1Y | 3Y |
|-------------|--------|--------|--------|
| Perf (%) | +0.94% | +1.93% | +0.91% |
| Perf (abs.) | +0.01 | +0.02 | +0.01 |
| Beta | - | - | - |
| Volatility | 6.18 | 6.13 | 7.05 |

Futures and Options

Related Futures 21
Related Options -










Please pay attention to currency units, monitor purchase and sale prices. Some currencies are quoted in other units.
Source: FactSet

Price data

| | |
|---|--------------------------|
| Ø price 5 days Ø volume 5 days (pcs.) | 0.90607 CHF (0) |
| Ø price 30 days Ø volume 30 days (pcs.) | 0.91089 CHF (0) |
| Ø price 100 days Ø volume 100 days (pcs.) | 0.89197 CHF (0) |
| Ø price 250 days Ø volume 250 days (pcs.) | 0.88674 CHF (0) |
| YTD High date | 0.92242 CHF (2024/05/01) |
| YTD Low date | 0.83859 CHF (2024/01/01) |
| 52 Weeks High date | 0.92440 CHF (2023/10/03) |
| 52 Weeks Low date | 0.83322 CHF (2023/12/28) |

Recent research

| on instrument | on market | |
|---------------|--|---|
| Date | Headline | Download |
| 2024/05/03 |  Week Ahead |  |
| 2024/05/02 |  FX markets reflect uncertain interest rate outlook |  |
| 2024/05/02 |  Fed continues to wait for price pressure to ease |  |
| 2024/04/26 |  Week Ahead |  |
| 2024/04/26 |  Global Equity Ratings |  |

5Y