

## EURO / NORWEGIAN KRONER (EUR/NOK)

2024/07/17 12:10:38

## Price

**11.73922** NOK1 EUR = 11.73922 NOK  
1 NOK = 0.08519 EUR

## Difference

 -0.07%  
(-0.01)

## General attributes

Exchange rate	-
Exchange	OTCD FX Premium
Security type	Currency

## Market data

Open	11.74706 NOK
High	11.78399 NOK

## Performance and Risk

	6m	1Y	3Y
Perf (%)	+3.20%	+4.06%	+12.33%
Perf (abs.)	+0.36	+0.46	+1.29
Beta	-	-	-
Volatility	5.89	6.99	8.07

## Futures and Options

Related Futures	37
Related Options	-

5Y











Please pay attention to currency units, monitor purchase and sale prices. Some currencies are quoted in other units.  
Source: FactSet

## Price data

Ø price 5 days   Ø volume 5 days (pcs.)	11.72194 NOK (0)
Ø price 30 days   Ø volume 30 days (pcs.)	11.47351 NOK (0)
Ø price 100 days   Ø volume 100 days (pcs.)	11.56363 NOK (0)
Ø price 250 days   Ø volume 250 days (pcs.)	11.52176 NOK (0)
YTD High   date	11.87210 NOK (2024/05/01)
YTD Low   date	11.19341 NOK (2024/01/02)
52 Weeks High   date	12.00504 NOK (2023/11/08)
52 Weeks Low   date	11.09417 NOK (2023/07/25)

## Recent research

on instrument	on market	
Date	Headline	Download
2024/07/15	 CSSD market 1H 2024: Schuldschein market gives way...	
2024/07/15	 Bausparkasse Wuestenrot AG	
2024/07/15	 Price growth remains at a three-year low	
2024/07/15	 Data mix in the week to come	
2024/07/12	 Week Ahead	