

EURO / HUNGARIAN FORINT (EUR/HUF)

2024/06/29 06:30:51

Price

394.5700 HUF

1 EUR = 394.5700 HUF
1 HUF = 0.00253 EUR

Difference

 -0.02%
(-0.08)

General attributes

Exchange rate -
Exchange OTCD FX Premium
Security type Currency

Market data

Open 394.5500 HUF
High 394.6100 HUF

Performance and Risk

| | 6m | 1Y | 3Y |
|-------------|--------|--------|---------|
| Perf (%) | +3.17% | +6.36% | +12.69% |
| Perf (abs.) | +12.13 | +23.60 | +44.43 |
| Beta | - | - | - |
| Volatility | 5.26 | 6.28 | 8.92 |

Futures and Options

Related Futures 17
Related Options -

5Y













Please pay attention to currency units, monitor purchase and sale prices. Some currencies are quoted in other units.
Source: FactSet

Price data

| | |
|---|---------------------------|
| Ø price 5 days Ø volume 5 days (pcs.) | 395.5040 HUF (0) |
| Ø price 30 days Ø volume 30 days (pcs.) | 393.5922 HUF (0) |
| Ø price 100 days Ø volume 100 days (pcs.) | 391.3053 HUF (0) |
| Ø price 250 days Ø volume 250 days (pcs.) | 387.1293 HUF (0) |
| YTD High date | 399.5700 HUF (2024/03/12) |
| YTD Low date | 376.9160 HUF (2024/01/08) |
| 52 Weeks High date | 399.5700 HUF (2024/03/12) |
| 52 Weeks Low date | 370.1800 HUF (2023/06/29) |

Recent research

| on instrument | on market | |
|---------------|--|---|
| Date | Headline | Download |
| 2024/06/28 |  Week Ahead |  |
| 2024/06/26 |  WIFO and IHS revise GDP forecast |  |
| 2024/06/26 |  Credit Markets Weekly |  |
| 2024/06/25 |  High pressure economy: What have we learned? |  |
| 2024/06/25 |  Diving into Slovak competitiveness |  |