

EURO / SWISS FRANC (EUR/CHF)

2024/07/17 11:16:55

Price

0.97186 CHF

1 EUR = 0.97186 CHF
1 CHF = 1.0285 EUR

Difference

 -0.22%
(-0.00)

General attributes

Exchange rate -
Exchange OTCD FX Premium
Security type Currency

Market data

Open 0.97405 CHF
High 0.9749 CHF

Performance and Risk

| | 6m | 1Y | 3Y |
|-------------|--------|--------|---------|
| Perf (%) | +3.94% | +0.65% | -10.24% |
| Perf (abs.) | +0.04 | +0.01 | -0.11 |
| Beta | - | - | - |
| Volatility | 4.34 | 4.34 | 5.12 |

Futures and Options

Related Futures 38
Related Options -

5Y













Please pay attention to currency units, monitor purchase and sale prices. Some currencies are quoted in other units.
Source: FactSet

Price data

| | |
|---------------------------------------------|--------------------------|
| Ø price 5 days Ø volume 5 days (pcs.) | 0.97535 CHF (0) |
| Ø price 30 days Ø volume 30 days (pcs.) | 0.96517 CHF (0) |
| Ø price 100 days Ø volume 100 days (pcs.) | 0.97333 CHF (0) |
| Ø price 250 days Ø volume 250 days (pcs.) | 0.95988 CHF (0) |
| YTD High date | 0.99300 CHF (2024/05/27) |
| YTD Low date | 0.92656 CHF (2024/01/04) |
| 52 Weeks High date | 0.99300 CHF (2024/05/27) |
| 52 Weeks Low date | 0.92482 CHF (2023/12/29) |

Recent research

| on instrument | on market | |
|---------------|-------------------------------------------------------------------------------------------------------------------------------------------|---------------------------------------------------------------------------------------|
| Date | Headline | Download |
| 2024/07/15 |  CSSD market 1H 2024: Schuldschein market gives way... |  |
| 2024/07/15 |  Bausparkasse Wuestenrot AG |  |
| 2024/07/15 |  Price growth remains at a three-year low |  |
| 2024/07/15 |  Data mix in the week to come |  |
| 2024/07/12 |  Week Ahead |  |