

SWISS FRANC / EURO (CHF/EUR)

2024/07/26 23:28:36

Price

1.0417 EUR

1 CHF = 1.0417 EUR
1 EUR = 0.9590 CHF

Difference

 -0.39%
(-0.00)

General attributes

Exchange rate -
Exchange OTCD FX Premium
Security type Currency

Market data

Open 1.0458 EUR
High 1.0461 EUR

Performance and Risk

| | 6m | 1Y | 3Y |
|-------------|--------|--------|---------|
| Perf (%) | -2.27% | -0.52% | +12.65% |
| Perf (abs.) | -0.02 | -0.01 | +0.12 |
| Beta | - | - | - |
| Volatility | 4.60 | 4.47 | 5.21 |

Futures and Options

Related Futures -
Related Options -

5Y













Please pay attention to currency units, monitor purchase and sale prices. Some currencies are quoted in other units.
Source: FactSet

Price data

| | |
|---|-------------------------|
| Ø price 5 days Ø volume 5 days (pcs.) | 1.0389 EUR (0) |
| Ø price 30 days Ø volume 30 days (pcs.) | 1.0317 EUR (0) |
| Ø price 100 days Ø volume 100 days (pcs.) | 1.0283 EUR (0) |
| Ø price 250 days Ø volume 250 days (pcs.) | 1.0411 EUR (0) |
| YTD High date | 1.0782 EUR (2024/01/04) |
| YTD Low date | 1.0066 EUR (2024/05/24) |
| 52 Weeks High date | 1.0802 EUR (2023/12/29) |
| 52 Weeks Low date | 1.0066 EUR (2024/05/24) |

Recent research

| on instrument | on market | |
|---------------|---|---|
| Date | Headline | Download |
| 2024/07/26 |  Week Ahead |  |
| 2024/07/25 |  CEE Special Report Can we work more for longer? |  |
| 2024/07/24 |  Credit Markets Weekly |  |
| 2024/07/24 |  Global Equity Ratings |  |
| 2024/07/22 |  Will Hungarian central bank pause or continue with... |  |