

BRITISH POUND / SOUTH AFRICAN RAND (GBP/ZAR)

2024/06/26 04:21:52

Price

23.12376 ZAR

1 GBP = 23.12376 ZAR

1 ZAR = 0.04322 GBP

Difference

 -0.06%
(-0.02)

General attributes

Exchange rate

-

Exchange

OTCD FX Premium

Security type

Currency

Market data

Open

23.13859 ZAR

High

23.16017 ZAR

Performance and Risk

	6m	1Y	3Y
Perf (%)	-1.43%	-3.00%	+18.16%
Perf (abs.)	-0.34	-0.71	+3.56
Beta	-	-	-
Volatility	8.65	10.12	11.24

Futures and Options

Related Futures

-

Related Options

-



5Y

Please pay attention to currency units, monitor purchase and sale prices. Some currencies are quoted in other units.










Source: FactSet

Price data

Ø price 5 days Ø volume 5 days (pcs.)	22.84621 ZAR (0)
Ø price 30 days Ø volume 30 days (pcs.)	23.46452 ZAR (0)
Ø price 100 days Ø volume 100 days (pcs.)	23.48741 ZAR (0)
Ø price 250 days Ø volume 250 days (pcs.)	23.55052 ZAR (0)
YTD High date	24.59170 ZAR (2024/02/23)
YTD Low date	22.54720 ZAR (2024/06/21)
52 Weeks High date	24.59170 ZAR (2024/02/23)
52 Weeks Low date	22.34330 ZAR (2023/11/02)

Recent research

on market

Date	Headline	Download
2024/06/25	 High pressure economy: What have we learned?	
2024/06/25	 Diving into Slovak competitiveness	
2024/06/25	 Ranní restart: kulturní vrchol, smysplupnost a p...	
2024/06/24	 Ranní restart: To nejde vs. 300 tisíc letadel	
2024/06/24	 CNB set to cut rates this week, but by how much?	