

BRITISH POUND / SOUTH-KOREAN WON (GBP/KRW)

2024/05/17 22:54:09

Price

1,715.0300 KRW

1 GBP = 1,715.0300 KRW

1 KRW = 0.00058 GBP

Difference

 0.65%
(11.16)

General attributes

Exchange rate

-

Exchange

OTCD FX Premium

Security type

Currency

Market data

Open

1,708.9100 KRW

High

1,718.5900 KRW

Performance and Risk

| | 6m | 1Y | 3Y |
|-------------|---------|--------|---------|
| Perf (%) | +6.46% | +3.22% | +6.83% |
| Perf (abs.) | +104.09 | +53.54 | +109.72 |
| Beta | - | - | - |
| Volatility | 5.62 | 6.44 | 7.93 |

Futures and Options

Related Futures

-

Related Options

-



5Y

Please pay attention to currency units, monitor purchase and sale prices. Some currencies are quoted in other units.











Source: FactSet

Price data

| | |
|---|-----------------------------|
| Ø price 5 days Ø volume 5 days (pcs.) | 1,711.4280 KRW (0) |
| Ø price 30 days Ø volume 30 days (pcs.) | 1,709.2442 KRW (0) |
| Ø price 100 days Ø volume 100 days (pcs.) | 1,697.5652 KRW (0) |
| Ø price 250 days Ø volume 250 days (pcs.) | 1,667.5366 KRW (0) |
| YTD High date | 1,737.7900 KRW (2024/04/16) |
| YTD Low date | 1,637.3800 KRW (2024/01/01) |
| 52 Weeks High date | 1,737.7900 KRW (2024/04/16) |
| 52 Weeks Low date | 1,590.8800 KRW (2023/06/13) |

Recent research

on market

| Date | Headline | Download |
|------------|---|---|
| 2024/05/17 |  Ranní restart: nadávky, 327 mld. USD, 10 minut a d... |  |
| 2024/05/16 |  Ranní restart: rovnost vs. růst, solární křivka a ... |  |
| 2024/05/15 |  ČNB může ubrat tempo |  |
| 2024/05/15 |  CZ Ranní restart |  |
| 2024/05/14 |  CZ Ranní restart |  |