


BRITISH POUND / HUNGARIAN FORINT (GBP/HUF)

2024/08/01 1722475491.488942

Price
467.3800 HUF

1 - = 467.3800 -
 1 - = -

Difference  **-0.05%**
 (-0.24)

General attributes

Exchange rate -
 Exchange OTCD FX Premium
 Security type Currency

Market data

Open 467.6900 HUF
 High 467.8000 HUF

Performance and Risk

| | 6m | 1Y | 3Y |
|-------------|---------------|---------------|---------------|
| Perf (%) | 3.93865303401 | 3.62310811709 | 11.5558948423 |
| Perf (abs.) | 17.72 | 16.35 | 48.44 |
| Beta | - | - | - |
| Volatility | 5.97335322951 | 6.69192221918 | 11.0787362157 |

Futures and Options

Related Futures 22
 Related Options -













Please pay attention to currency units, monitor purchase and sale prices. Some currencies are quoted in other units.
 Source: FactSet

Price data

| | |
|---|---------------------------|
| Ø price 5 days Ø volume 5 days (pcs.) | 466.5200 HUF (0) |
| Ø price 30 days Ø volume 30 days (pcs.) | 465.3158 HUF (0) |
| Ø price 100 days Ø volume 100 days (pcs.) | 460.7423 HUF (0) |
| Ø price 250 days Ø volume 250 days (pcs.) | 454.9016 HUF (0) |
| YTD High date | 473.9100 HUF (2024/06/14) |
| YTD Low date | 436.9700 HUF (2024/01/05) |
| 52 Weeks High date | 473.9100 HUF (2024/06/14) |
| 52 Weeks Low date | 428.6000 HUF (2023/11/16) |

Recent research

| on instrument | on market | | |
|---------------|---|---|----------|
| Date | Headline | | Download |
| 2024/07/30 |  The economy shrank in the second quarter |  | |
| 2024/07/30 |  Huge negative surprise for the second quarter |  | |
| 2024/07/29 |  Flash 2Q24 GDP estimate and July's inflation |  | |
| 2024/07/25 |  CEE Special Report Can we work more for longer? |  | |
| 2024/07/23 |  Improved risk assessment enabled a rate cut in Jul... |  | |