


DANISH KRONE / SINGAPORE-DOLLAR (DKK/SGD)

2024/06/21 23:30:05

Price
0.19418 SGD

1 DKK = 0.19418 SGD
1 SGD = 5.14979 DKK

Difference  **-0.09%**
(-0.00)

General attributes

Exchange rate -
Exchange OTCD FX Premium
Security type Currency

Market data

Open 0.19436 SGD
High 0.19453 SGD

Performance and Risk

	6m	1Y	3Y
Perf (%)	-0.54%	-1.27%	-9.46%
Perf (abs.)	+0.00	+0.00	-0.02
Beta	-	-	-
Volatility	2.62	3.30	4.55

Futures and Options

Related Futures -
Related Options -












Please pay attention to currency units, monitor purchase and sale prices. Some currencies are quoted in other units.
Source: FactSet

Price data

Ø price 5 days Ø volume 5 days (pcs.)	0.19442 SGD (0)
Ø price 30 days Ø volume 30 days (pcs.)	0.19556 SGD (0)
Ø price 100 days Ø volume 100 days (pcs.)	0.19537 SGD (0)
Ø price 250 days Ø volume 250 days (pcs.)	0.19515 SGD (0)
YTD High date	0.19693 SGD (2024/06/04)
YTD Low date	0.19344 SGD (2024/02/06)
52 Weeks High date	0.19991 SGD (2023/07/19)
52 Weeks Low date	0.19130 SGD (2023/12/17)

Recent research

on market

Date	Headline	Download
2024/06/21	 Ranní restart	
2024/06/20	 Bosnia and Herzegovina Growth to remain subdued ...	
2024/06/20	 Ranní restart	
2024/06/19	 Ranní restart	
2024/06/18	 Time to spend or to save? Households' situation af...	