

## SOUTH-KOREAN WON / SOUTH AFRICAN RAND (KRW/ZAR)

2024/07/19 19:02:00

## Price

**0.01314** ZAR1 KRW = 0.01314 ZAR  
1 ZAR = 76.04229 KRW

## Difference

 -0.42%  
(-0.00)

## General attributes

Exchange rate -  
Exchange OTCD FX Premium  
Security type Currency

## Market data

Open 0.01318 ZAR  
High 0.01324 ZAR

## Performance and Risk

	6m	1Y	3Y
Perf (%)	-6.58%	-6.56%	+4.65%
Perf (abs.)	+0.00	+0.00	+0.00
Beta	-	-	-
Volatility	9.81	10.16	10.79

## Futures and Options

Related Futures -  
Related Options -

5Y












Please pay attention to currency units, monitor purchase and sale prices. Some currencies are quoted in other units.  
Source: FactSet

## Price data

Ø price 5 days   Ø volume 5 days (pcs.)	0.01314 ZAR (0)
Ø price 30 days   Ø volume 30 days (pcs.)	0.01313 ZAR (0)
Ø price 100 days   Ø volume 100 days (pcs.)	0.01344 ZAR (0)
Ø price 250 days   Ø volume 250 days (pcs.)	0.01391 ZAR (0)
YTD High   date	0.01455 ZAR (2024/02/23)
YTD Low   date	0.01285 ZAR (2024/06/21)
52 Weeks High   date	0.01460 ZAR (2023/11/30)
52 Weeks Low   date	0.01285 ZAR (2024/06/21)

## Recent research

## on market

Date	Headline	Download
2024/07/19	 Ranní restart	
2024/07/18	 Western Balkan and the EU - who is ready?	
2024/07/18	 Ranní restart	
2024/07/17	 Ranní restart	
2024/07/16	 Ranní restart: bydlení v ČR, násilí a kabely	