

SOUTH-KOREAN WON / SOUTH AFRICAN RAND (KRW/ZAR)

2024/06/29 05:48:30

Price

0.01316 ZAR1 KRW = 0.01316 ZAR
1 ZAR = 75.95709 KRW

Difference

 -0.02%
(-0.00)

General attributes

Exchange rate -
Exchange OTCD FX Premium
Security type Currency

Market data

Open 0.01316 ZAR
High 0.01316 ZAR

Performance and Risk

	6m	1Y	3Y
Perf (%)	-8.55%	-7.64%	+4.30%
Perf (abs.)	+0.00	+0.00	+0.00
Beta	-	-	-
Volatility	9.18	10.04	10.81

Futures and Options

Related Futures -
Related Options -

5Y












Please pay attention to currency units, monitor purchase and sale prices. Some currencies are quoted in other units.
Source: FactSet

Price data

Ø price 5 days Ø volume 5 days (pcs.)	0.01314 ZAR (0)
Ø price 30 days Ø volume 30 days (pcs.)	0.01338 ZAR (0)
Ø price 100 days Ø volume 100 days (pcs.)	0.01361 ZAR (0)
Ø price 250 days Ø volume 250 days (pcs.)	0.01397 ZAR (0)
YTD High date	0.01455 ZAR (2024/02/23)
YTD Low date	0.01285 ZAR (2024/06/21)
52 Weeks High date	0.01466 ZAR (2023/07/07)
52 Weeks Low date	0.01285 ZAR (2024/06/21)

Recent research

on market

Date	Headline	Download
2024/06/28	 Ranní restart	
2024/06/27	 Mírné překvapení z ČNB	
2024/06/27	 Ranní restart	
2024/06/26	 Ranní restart	
2024/06/25	 High pressure economy: What have we learned?	