

CHINESE YUAN RENMINBI / SOUTH AFRICAN RAND (CNY/ZAR)

2024/10/19 00:08:12

Price

2.4769 ZAR1 CNY = 2.4769 ZAR
1 ZAR = 0.40373 CNY

Difference

 -0.13%
(-0.00)

General attributes

Exchange rate	-
Exchange	OTCD FX Premium
Security type	Currency

Market data

Open	2.4801 ZAR
High	2.4813 ZAR

Performance and Risk

	6m	1Y	3Y
Perf (%)	-6.34%	-4.55%	+8.57%
Perf (abs.)	-0.17	-0.12	+0.20
Beta	-	-	-
Volatility	9.61	9.75	11.39

Futures and Options

Related Futures	-
Related Options	-

5Y












Please pay attention to currency units, monitor purchase and sale prices. Some currencies are quoted in other units.
Source: FactSet

Price data

Ø price 5 days Ø volume 5 days (pcs.)	2.4764 ZAR (0)
Ø price 30 days Ø volume 30 days (pcs.)	2.4693 ZAR (0)
Ø price 100 days Ø volume 100 days (pcs.)	2.5014 ZAR (0)
Ø price 250 days Ø volume 250 days (pcs.)	2.5502 ZAR (0)
YTD High date	2.6922 ZAR (2024/02/23)
YTD Low date	2.4290 ZAR (2024/09/30)
52 Weeks High date	2.6922 ZAR (2024/02/23)
52 Weeks Low date	2.4290 ZAR (2024/09/30)

Recent research

on market

Date	Headline	Download
2024/10/18	 Ranní restart	
2024/10/17	 Ranní restart	
2024/10/16	 Ceny zemědělských výrobců se zvýšily	
2024/10/16	 Ranní restart	
2024/10/15	 Ranní restart: Nobelova cena pro prosperitu, demok...	