

CHINESE YUAN RENMINBI / SOUTH AFRICAN RAND (CNY/ZAR)

2024/08/16 16:11:58

Price

2.4990 ZAR1 CNY = 2.4990 ZAR
1 ZAR = 0.40058 CNY

Difference

 -0.38%
(-0.01)

General attributes

Exchange rate	-
Exchange	OTCD FX Premium
Security type	Currency

Market data

Open	2.5073 ZAR
High	2.5088 ZAR

Performance and Risk

	6m	1Y	3Y
Perf (%)	-4.68%	-4.60%	+10.38%
Perf (abs.)	-0.12	-0.12	+0.24
Beta	-	-	-
Volatility	9.94	10.47	11.49

Futures and Options

Related Futures	-
Related Options	-

5Y











Please pay attention to currency units, monitor purchase and sale prices. Some currencies are quoted in other units.
Source: FactSet

Price data

Ø price 5 days Ø volume 5 days (pcs.)	2.5345 ZAR (0)
Ø price 30 days Ø volume 30 days (pcs.)	2.5358 ZAR (0)
Ø price 100 days Ø volume 100 days (pcs.)	2.5323 ZAR (0)
Ø price 250 days Ø volume 250 days (pcs.)	2.5821 ZAR (0)
YTD High date	2.6922 ZAR (2024/02/23)
YTD Low date	2.4612 ZAR (2024/06/21)
52 Weeks High date	2.6922 ZAR (2024/02/23)
52 Weeks Low date	2.4612 ZAR (2024/06/21)

Recent research

on market		
Date	Headline	Download
2024/08/16	 Ranní restart	
2024/08/15	 Měsíčník EU aktualit, číslo 250, červenec 2024	
2024/08/15	 Ranní restart	
2024/08/14	 CEE Special Report Social Development Goals in t...	
2024/08/14	 Ranní restart	