

CHINESE YUAN RENMINBI / SOUTH AFRICAN RAND (CNY/ZAR)

2024/07/27 00:26:37

Price

2.5233 ZAR1 CNY = 2.5233 ZAR
1 ZAR = 0.39599 CNY

Difference

 -0.67%
(-0.02)

General attributes

Exchange rate	-
Exchange	OTCD FX Premium
Security type	Currency

Market data

Open	2.5345 ZAR
High	2.5355 ZAR

Performance and Risk

	6m	1Y	3Y
Perf (%)	-3.62%	+2.15%	+10.71%
Perf (abs.)	-0.09	+0.05	+0.24
Beta	-	-	-
Volatility	9.84	10.65	11.50

Futures and Options

Related Futures	-
Related Options	-



5Y










Please pay attention to currency units, monitor purchase and sale prices. Some currencies are quoted in other units.
Source: FactSet

Price data

Ø price 5 days Ø volume 5 days (pcs.)	2.5254 ZAR (0)
Ø price 30 days Ø volume 30 days (pcs.)	2.5088 ZAR (0)
Ø price 100 days Ø volume 100 days (pcs.)	2.5427 ZAR (0)
Ø price 250 days Ø volume 250 days (pcs.)	2.5883 ZAR (0)
YTD High date	2.6922 ZAR (2024/02/23)
YTD Low date	2.4612 ZAR (2024/06/21)
52 Weeks High date	2.6922 ZAR (2024/02/23)
52 Weeks Low date	2.4395 ZAR (2023/07/27)

Recent research

on market

Date	Headline	Download
2024/07/25	 CEE Special Report Can we work more for longer?	
2024/07/25	 CZ Ranní restart	
2024/07/24	 CZ Ranní restart	
2024/07/23	 Ranní restart: Scholz, překvalifikovanost, mladi a...	
2024/07/22	 CEE Baltics Economic performance further diver...	