

CHINESE YUAN RENMINBI / SOUTH AFRICAN RAND (CNY/ZAR)

2024/07/17 14:19:58

Price

2.5049 ZAR1 CNY = 2.5049 ZAR
1 ZAR = 0.39952 CNY

Difference

 0.73%
(0.02)

General attributes

Exchange rate	-
Exchange	OTCD FX Premium
Security type	Currency

Market data

Open	2.4846 ZAR
High	2.5076 ZAR

Performance and Risk

	6m	1Y	3Y
Perf (%)	-5.72%	-1.93%	+11.43%
Perf (abs.)	-0.15	-0.05	+0.26
Beta	-	-	-
Volatility	9.93	10.73	11.51

Futures and Options

Related Futures	-
Related Options	-



5Y










Please pay attention to currency units, monitor purchase and sale prices. Some currencies are quoted in other units.
Source: FactSet

Price data

Ø price 5 days Ø volume 5 days (pcs.)	2.4866 ZAR (0)
Ø price 30 days Ø volume 30 days (pcs.)	2.4993 ZAR (0)
Ø price 100 days Ø volume 100 days (pcs.)	2.5511 ZAR (0)
Ø price 250 days Ø volume 250 days (pcs.)	2.5895 ZAR (0)
YTD High date	2.6922 ZAR (2024/02/23)
YTD Low date	2.4612 ZAR (2024/06/21)
52 Weeks High date	2.6922 ZAR (2024/02/23)
52 Weeks Low date	2.4395 ZAR (2023/07/27)

Recent research

on market

Date	Headline	Download
2024/07/17	 Ranní restart	
2024/07/16	 Ranní restart: bydlení v ČR, násilí a kabely	
2024/07/15	 Ranní restart: atentát, sjezd a polarizace	
2024/07/15	 Data mix in the week to come	
2024/07/12	 Ranní restart	