

## CHINESE YUAN RENMINBI / SOUTH AFRICAN RAND (CNY/ZAR)

2024/04/19 23:42:09

5Y

## Price

**2.6385** ZAR1 CNY = 2.6385 ZAR  
1 ZAR = 0.37900 CNY

## Difference

 -0.23%  
(-0.01)

## General attributes

Exchange rate	-
Exchange	OTCD FX Premium
Security type	Currency

## Market data

Open	2.6541 ZAR
High	2.6765 ZAR

## Performance and Risk

	6m	1Y	3Y
Perf (%)	+1.61%	-0.06%	+20.83%
Perf (abs.)	+0.04	+0.00	+0.45
Beta	-	-	-
Volatility	9.92	10.94	11.56

## Futures and Options

Related Futures	-
Related Options	-












Please pay attention to currency units, monitor purchase and sale prices. Some currencies are quoted in other units.  
Source: FactSet

## Price data

Ø price 5 days   Ø volume 5 days (pcs.)	2.6321 ZAR (0)
Ø price 30 days   Ø volume 30 days (pcs.)	2.6091 ZAR (0)
Ø price 100 days   Ø volume 100 days (pcs.)	2.6243 ZAR (0)
Ø price 250 days   Ø volume 250 days (pcs.)	2.6051 ZAR (0)
YTD High   date	2.6922 ZAR (2024/02/23)
YTD Low   date	2.5461 ZAR (2024/04/09)
52 Weeks High   date	2.8045 ZAR (2023/05/12)
52 Weeks Low   date	2.4395 ZAR (2023/07/27)

## Recent research

on market		
Date	Headline	Download
2024/04/19	 CZ Ranní restart	
2024/04/17	 Ranní restart	
2024/04/16	 CZ Ranní restart	
2024/04/15	 Croatia Special Report   What's behind Croatia's e...	
2024/04/15	 Ranní restart: běžák, obezita, Londýn, soláry a tř...	