

US DOLLAR / BRITISH POUND (USD/GBP)

2024/05/03 23:30:08

5Y

Price

0.79704 GBP

1 USD = 0.79704 GBP

1 GBP = 1.2545 USD

Difference

 -0.06%
(-0.00)

General attributes

Exchange rate	-
Exchange	OTCD FX Premium
Security type	Currency

Market data

Open	0.79754 GBP
High	0.79805 GBP

Performance and Risk

	6m	1Y	3Y
Perf (%)	-1.29%	+0.17%	+10.82%
Perf (abs.)	-0.01	+0.00	+0.08
Beta	-	-	-
Volatility	6.12	6.31	8.30

Futures and Options

Related Futures	-
Related Options	-












Please pay attention to currency units, monitor purchase and sale prices. Some currencies are quoted in other units.
Source: FactSet

Price data

Ø price 5 days Ø volume 5 days (pcs.)	0.79779 GBP (0)
Ø price 30 days Ø volume 30 days (pcs.)	0.79968 GBP (0)
Ø price 100 days Ø volume 100 days (pcs.)	0.79268 GBP (0)
Ø price 250 days Ø volume 250 days (pcs.)	0.79836 GBP (0)
YTD High date	0.81296 GBP (2024/04/22)
YTD Low date	0.77591 GBP (2024/03/08)
52 Weeks High date	0.83041 GBP (2023/10/04)
52 Weeks Low date	0.76088 GBP (2023/07/13)

Recent research

on instrument	on market	
Date	Headline	Download
2024/05/03	 Week Ahead	
2024/05/02	 FX markets reflect uncertain interest rate outlook	
2024/05/02	 Fed continues to wait for price pressure to ease	
2024/04/26	 Week Ahead	
2024/04/26	 Global Equity Ratings	