

CHINESE YUAN RENMINBI / SINGAPORE-DOLLAR (CNY/SGD)

2024/07/17 14:52:58

5Y

Price

0.1842 SGD1 CNY = 0.1842 SGD
1 SGD = 5.41497 CNY

Difference

 -0.16%
(-0.00)

General attributes

Exchange rate -
Exchange OTCD FX Premium
Security type Currency

Market data

Open 0.1844 SGD
High 0.1844 SGD

Performance and Risk

	6m	1Y	3Y
Perf (%)	-0.86%	-0.05%	-11.72%
Perf (abs.)	+0.00	+0.00	-0.02
Beta	-	-	-
Volatility	2.97	3.24	3.93

Futures and Options

Related Futures -
Related Options -












Please pay attention to currency units, monitor purchase and sale prices. Some currencies are quoted in other units.
Source: FactSet

Price data

Ø price 5 days Ø volume 5 days (pcs.)	0.1845 SGD (0)
Ø price 30 days Ø volume 30 days (pcs.)	0.1856 SGD (0)
Ø price 100 days Ø volume 100 days (pcs.)	0.1862 SGD (0)
Ø price 250 days Ø volume 250 days (pcs.)	0.1861 SGD (0)
YTD High date	0.1884 SGD (2024/04/16)
YTD Low date	0.1842 SGD (2024/07/15)
52 Weeks High date	0.1884 SGD (2024/04/16)
52 Weeks Low date	0.1828 SGD (2023/07/19)

Recent research

on market

Date	Headline	Download
2024/07/17	 Ranní restart	
2024/07/16	 Ranní restart: bydlení v ČR, násilí a kabely	
2024/07/15	 Ranní restart: atentát, sjezd a polarizace	
2024/07/15	 Data mix in the week to come	
2024/07/12	 Ranní restart	