

CHINESE YUAN RENMINBI / SWISS FRANC (CNY/CHF)

2024/07/17 14:52:58

Price

0.1215 CHF1 CNY = 0.1215 CHF
1 CHF = 8.19197 CNY

Difference

 -0.82%
(-0.00)

General attributes

Exchange rate	-
Exchange	OTCD FX Premium
Security type	Currency

Market data

Open	0.1225 CHF
High	0.1225 CHF

Performance and Risk

	6m	1Y	3Y
Perf (%)	+2.68%	+1.91%	-13.37%
Perf (abs.)	+0.00	+0.00	-0.02
Beta	-	-	-
Volatility	5.73	5.88	6.69

Futures and Options

Related Futures	-
Related Options	-



5Y










Please pay attention to currency units, monitor purchase and sale prices. Some currencies are quoted in other units.
Source: FactSet

Price data

Ø price 5 days Ø volume 5 days (pcs.)	0.1228 CHF (0)
Ø price 30 days Ø volume 30 days (pcs.)	0.1228 CHF (0)
Ø price 100 days Ø volume 100 days (pcs.)	0.1242 CHF (0)
Ø price 250 days Ø volume 250 days (pcs.)	0.1225 CHF (0)
YTD High date	0.1268 CHF (2024/05/01)
YTD Low date	0.1177 CHF (2024/01/09)
52 Weeks High date	0.1268 CHF (2024/05/01)
52 Weeks Low date	0.1168 CHF (2023/12/28)

Recent research

on market

Date	Headline	Download
2024/07/17	 Ranní restart	
2024/07/16	 Ranní restart: bydlení v ČR, násilí a kabely	
2024/07/15	 Ranní restart: atentát, sjezd a polarizace	
2024/07/15	 Data mix in the week to come	
2024/07/12	 Ranní restart	