

## CHINESE YUAN RENMINBI / SWISS FRANC (CNY/CHF)

2024/04/19 23:29:08

## Price

**0.1252** CHF1 CNY = 0.1252 CHF  
1 CHF = 7.95793 CNY

## Difference

 -0.24%  
(-0.00)

## General attributes

Exchange rate	-
Exchange	OTCD FX Premium
Security type	Currency

## Market data

Open	0.1250 CHF
High	0.1253 CHF

## Performance and Risk

	6m	1Y	3Y
Perf (%)	+2.96%	-3.62%	-10.64%
Perf (abs.)	+0.00	+0.00	-0.01
Beta	-	-	-
Volatility	5.88	5.94	6.67

## Futures and Options

Related Futures	-
Related Options	-












5Y

Please pay attention to currency units, monitor purchase and sale prices. Some currencies are quoted in other units.  
Source: FactSet

## Price data

Ø price 5 days   Ø volume 5 days (pcs.)	0.1254 CHF (0)
Ø price 30 days   Ø volume 30 days (pcs.)	0.1247 CHF (0)
Ø price 100 days   Ø volume 100 days (pcs.)	0.1222 CHF (0)
Ø price 250 days   Ø volume 250 days (pcs.)	0.1220 CHF (0)
YTD High   date	0.1259 CHF (2024/04/12)
YTD Low   date	0.1177 CHF (2024/01/09)
52 Weeks High   date	0.1300 CHF (2023/04/20)
52 Weeks Low   date	0.1168 CHF (2023/12/28)

## Recent research

on market		
Date	Headline	Download
2024/04/19	 CZ Ranní restart	
2024/04/17	 Ranní restart	
2024/04/16	 CZ Ranní restart	
2024/04/15	 Croatia Special Report   What's behind Croatia's e...	
2024/04/15	 Ranní restart: běžák, obezita, Londýn, soláry a tř...	