

## ODFJELL SE SER. A

ISIN: NO0003399909 WKN: -

## Overview

2024/08/07 08:02:04

Price

12.88 EUR

Difference  4.21% (0.52)

## General attributes

ISIN NO0003399909

Symbol ODF

Exchange Frankfurt

Currency EUR

Sector Transport

Security type Stock

Market cap (m) 1,081 EUR

Benchmark NORWAY OSLO BORS ALL SHARE(TRG)

## Market data

Bid (Bid size) -

Ask (Ask size) -

Open 12.88 EUR

High 12.88 EUR

Low 12.88 EUR

Close (prev. day) 12.36 EUR

VWAP 14.62 EUR

Volume (pcs) 0

Trading volume 0.00

Number of trades 2

Last size 0

## Futures and Options

Related Futures -

Related Options -

5Y













Information about previous performance does not guarantee future performance.

Source: FactSet

## Recent research

on sector

Date		Headline	Download
2024/07/24		Global Equity Ratings	
2024/07/12		Global Equity Ratings	
2024/06/21		Global Equity Ratings	
2024/06/14		Global Equity Ratings	
2024/05/29		Global Equity Ratings	

## Details

2024/08/07 08:02:04

## Price

12.88 EUR

Difference ▲ 4.21% (0.52)

## General attributes

ISIN	NO0003399909
Symbol	ODF
Exchange	Frankfurt
Currency	EUR
Sector	Transport
Security type	Stock
Market cap (m)	1,081 EUR
Benchmark	NORWAY OSLO BORS ALL SHARE(TRG)

## Market data

Bid (Bid size)	-
Ask (Ask size)	-
Open	12.88 EUR
High	12.88 EUR
Low	12.88 EUR
Close (prev. day)	12.36 EUR
VWAP	14.62 EUR
Volume (pcs)	0
Trading volume	0.00
Number of trades	2
Last size	0

## Performance and Risk

	6m	1Y	3Y
Perf (%)	+1.42%	+57.07%	+345.67%
Perf (abs.)	+0.18	+4.68	+9.99
Beta	1.09	0.79	0.44
Volatility	53.50	50.26	42.52

5Y



Information about previous performance does not guarantee future performance.  
Source: FactSet

## Price data

Ø price 5 days   Ø volume 5 days (pcs.)	13.04 EUR (0)
Ø price 30 days   Ø volume 30 days (pcs.)	14.28 EUR (13)
Ø price 100 days   Ø volume 100 days (pcs.)	14.16 EUR (70)
Ø price 250 days   Ø volume 250 days (pcs.)	11.56 EUR (82)
YTD High   date	16.76 EUR (2024/05/10)
YTD Low   date	9.86 EUR (2024/01/03)
52 Weeks High   date	16.76 EUR (2024/05/10)
52 Weeks Low   date	7.44 EUR (2023/08/25)

## All listings for ODFJELL SE SER. A

Exchange <span>📍</span>	Date	Time	Price	Trading volume (mio.)	Number of trades
Tradegate	2024/08/07	22:26	13.30 EUR	0.00	2
Stuttgart	2024/08/07	15:09	13.30 EUR	0.00	10
London Stock Exchange	2024/06/10	16:13	172.20 NOK	0.00	1
Frankfurt	2024/08/07	08:02	12.88 EUR	0.00	2
First North	2024/08/07	18:00	158.40 NOK	0.06	5

Stockholm	07					
Duesseldorf	2024/08/07	08:11	13.16 EUR	0.00		2
Berlin	2024/08/07	08:18	12.86 EUR	0.00		3

## Company profile

### Company Logo



### Company Profile

-

### Contact Details

ODFJELL

--

Conrad Mohrsv. 29 5892 Bergen

Telefon: +47 5527 0000

Fax: -

E-mail: [mail@odfjell.com](mailto:mail@odfjell.com)