

AEGON N.V.

ISIN: **BMG0112X1056**WKN: **984968**

Overview

2024/06/27 09:57:41

Price

5.848 EUR

Difference  -1.55% (-0.09)

General attributes

ISIN	BMG0112X1056
Symbol	AGN
Exchange	Munich
Currency	EUR
Sector	Financial
Security type	Stock
Market cap (m)	10,047 EUR
Benchmark	AMSTERDAM EXCHANGES INDEX

Market data

Bid (Bid size)	-
Ask (Ask size)	-
Open	5.924 EUR
High	5.924 EUR
Low	5.848 EUR
Close (prev. day)	5.94 EUR
VWAP	5.848 EUR
Volume (pcs)	1,800
Trading volume	10,526.40
Number of trades	2
Last size	1,800

Futures and Options

Related Futures	24
Related Options	-

PDF Downloads

Company report: AEGON N.V. 










5Y



Information about previous performance does not guarantee future performance.

Source: FactSet

Recent research

on sector		on market	
Date		Headline	Download
2024/06/27		Akciové trhy - denní zpráva	
2024/06/26		Akciové trhy - denní zpráva	
2024/06/25		Akciové trhy - denní zpráva	
2024/06/24		Akciové trhy - denní zpráva	
2024/06/21		Global Equity Ratings	

Details

2024/06/27 09:57:41

Price

5.848 EUR

Difference ▼ -1.55% (-0.09)

General attributes

ISIN	BMG0112X1056
Symbol	AGN
Exchange	Munich
Currency	EUR
Sector	Financial
Security type	Stock
Market cap (m)	10,047 EUR
Benchmark	AMSTERDAM EXCHANGES INDEX

Market data

Bid (Bid size)	-
Ask (Ask size)	-
Open	5.924 EUR
High	5.924 EUR
Low	5.848 EUR
Close (prev. day)	5.94 EUR
VWAP	5.848 EUR
Volume (pcs)	1,800
Trading volume	10,526.40
Number of trades	2
Last size	1,800

Performance and Risk

	6m	1Y	3Y
Perf (%)	+11.94%	+30.07%	+64.55%
Perf (abs.)	+0.62	+1.35	+2.29
Beta	0.65	0.75	1.00
Volatility	17.68	16.56	27.85

5Y



Information about previous performance does not guarantee future performance.
Source: FactSet

Price data

Ø price 5 days Ø volume 5 days (pcs.)	5.905 EUR (362)
Ø price 30 days Ø volume 30 days (pcs.)	5.996 EUR (125)
Ø price 100 days Ø volume 100 days (pcs.)	5.710 EUR (151)
Ø price 250 days Ø volume 250 days (pcs.)	5.236 EUR (139)
YTD High date	6.348 EUR (2024/05/21)
YTD Low date	5.158 EUR (2024/03/05)
52 Weeks High date	6.348 EUR (2024/05/21)
52 Weeks Low date	4.460 EUR (2023/10/24)

All listings for AEGON N.V.

Exchange	Date	Time	Price	Trading volume (mio.)	Number of trades
Xetra	2023/09/29	17:35	4.589 EUR	0.04	6
Vienna Stock Exchange	2024/06/27	09:05	5.848 EUR	0.00	3
Tradegate	2024/06/27	22:26	5.786 EUR	0.03	11
Stuttgart	2024/06/27	15:39	5.808 EUR	0.01	9
Munich	2024/06/27	09:57	5.848 EUR	0.01	2

	06/27					
London Stock Exchange European Trade Reporting	2024/ 06/27	17:30	5.863 EUR	0.00		2
Hanover	2024/ 06/27	08:00	5.882 EUR	0.00		3
Hamburg	2024/ 06/27	08:00	5.882 EUR	0.00		3
Frankfurt	2024/ 06/27	17:16	5.746 EUR	0.00		1
FINRA other OTC Issues	2024/ 06/13	21:15	6.175 USD	0.00		2
Euronext Milan MTF Global Equity Market	2023/ 10/13	17:44	4.6215 EUR	0.00		1
Euronext Amsterdam	2024/ 06/27	17:37	5.766 EUR	33.74		3,237
Duesseldorf	2024/ 06/27	19:30	5.686 EUR	0.00		6
Berlin	2024/ 06/27	10:31	5.834 EUR	0.00		2

Company profile

Company Logo



Contact Details

AEGON LTD.

--

Aegonplein 50 - 2591 TV The Hague

Telefon: +31-70-344-54-58

Fax: +

E-mail: info@aegon.com

PDF Downloads

Company report: AEGON N.V.



Company Profile

Aegon Ltd. is an international financial services company, which engages in the provision of investment, protection, and retirement solutions. It operates through the following segments: Americas, The Netherlands, United Kingdom, International, Asset Management, and Holding and Other Activities. The Americas segment covers business units in the United States and Brazil, including any of the units' activities located outside these countries. The Netherlands segment covers businesses activities from Aegon the Netherlands. The United Kingdom segment involves existing business and digital solutions. The International segment encompasses Hong Kong, Singapore, China, India, Indonesia, Hungary, Poland, Turkey, Romania, Spain, and Portugal. The Asset Management segment consists of Aegon Asset Management Global Platforms and strategic partnerships. The Holding and Other activities refers to financing, employee, and other administrative expenses of holding companies. The company was founded in 1844 and is headquartered in The Hague, the Netherlands.

Members of Management Board

Eilard Friese	Chairman of Managing Board
Astrid Jäkel	Member of Executive Committee
Marco Baptist Arie Keim	Member of Executive Committee
Bas Nieuwe Weme	Member of Executive Committee
Bieke van Dam Debruyne	Member of Executive Committee
Deborah Waters	Member of Executive Committee
Duncan Russell	Member of Executive Committee
Elisabetta Caldera	Member of Executive Committee
Frans de Beaufort	Member of Executive Committee
Jurgen van Rossum	Member of Executive Committee
Matthew Rider	Member of Executive Committee
Michael Anthony Holliday-Williams	Member of Executive Committee
Onno van Klinken	Member of Executive Committee

Board of directors

William Alfred Connelly	Chairman of Supervisory Board
Thomas Wellauer	Member of Supervisory Board
Caroline Ramsay	Member of Supervisory Board
Corien M. Wortmann-Kool	Member of Supervisory Board
Dona Young	Member of Supervisory Board
John McGarry	Member of Supervisory Board
Karen Fawcett	Member of Supervisory Board
Mark Ellman	Member of Supervisory Board

Will Fuller	Member of Executive Committee
Yves Cormier	Member of Executive Committee