

FREEHOLD ROYALTIES LTD.

ISIN: CA3565001086 WKN: -

Overview

2024/09/03 21:44:02

Price
8.99 EURDifference  -1.96% (-0.18)

General attributes

ISIN CA3565001086
 Symbol FRU
 Exchange Stuttgart
 Currency EUR
 Sector Energy / Commodities
 Security type Stock
 Market cap (m) 1,359 EUR
 Benchmark S&P/TSX 60 INDEX

Market data

Bid (Bid size) - (0)
 Ask (Ask size) - (0)
 Open 9.13 EUR
 High 9.165 EUR
 Low 8.895 EUR
 Close (prev. day) 9.17 EUR
 VWAP -
 Volume (pcs) 0
 Trading volume 0.00
 Number of trades 8
 Last size 0

Futures and Options

Related Futures -
 Related Options -











5Y



Information about previous performance does not guarantee future performance.
 Source: FactSet

Recent research

on sector

Date	Headline	Download
2024/09/03	 Akciové trhy - denní zpráva	
2024/09/02	 Akciové trhy - denní zpráva	
2024/08/30	 Akciové trhy - denní zpráva	
2024/08/29	 Akciové trhy - denní zpráva	
2024/08/28	 Akciové trhy - denní zpráva	

Details

2024/09/03 21:44:02

Price

8.99 EUR

Difference ▼ -1.96% (-0.18)

General attributes

ISIN	CA3565001086
Symbol	FRU
Exchange	Stuttgart
Currency	EUR
Sector	Energy / Commodities
Security type	Stock
Market cap (m)	1,359 EUR
Benchmark	S&P/TSX 60 INDEX

Market data

Bid (Bid size)	- (0)
Ask (Ask size)	- (0)
Open	9.13 EUR
High	9.165 EUR
Low	8.895 EUR
Close (prev. day)	9.17 EUR
VWAP	-
Volume (pcs)	0
Trading volume	0.00
Number of trades	8
Last size	0

Performance and Risk

	6m	1Y	3Y
Perf (%)	-4.77%	-10.01%	+40.47%
Perf (abs.)	-0.45	-1.00	+2.59
Beta	0.80	0.74	1.32
Volatility	18.70	20.86	35.14

5Y



Information about previous performance does not guarantee future performance.
Source: FactSet

Price data

Ø price 5 days Ø volume 5 days (pcs.)	9.10 EUR (0)
Ø price 30 days Ø volume 30 days (pcs.)	9.06 EUR (35)
Ø price 100 days Ø volume 100 days (pcs.)	9.27 EUR (68)
Ø price 250 days Ø volume 250 days (pcs.)	9.52 EUR (43)
YTD High date	10.04 EUR (2024/04/04)
YTD Low date	8.43 EUR (2024/08/05)
52 Weeks High date	10.58 EUR (2023/09/26)
52 Weeks Low date	8.43 EUR (2024/08/05)

All listings for FREEHOLD ROYALTIES LTD.

Exchange	Date	Time	Price	Trading volume (mio.)	Number of trades
Tradegate	2024/09/03	22:26	9.015 EUR	0.02	6
Toronto Stock Exchange	2024/09/03	22:00	13.47 CAD	6.63	2,266
Stuttgart	2024/09/03	21:44	8.99 EUR	0.00	8
London Stock Exchange	2023/07/07	16:52	13.44 CAD	0.01	1
Frankfurt	2024/09/03	08:00	9.13 EUR	0.00	2

	03					
FINRA other OTC Issues	2024/09/ 03	21:57	9.96 USD	1.10		196
Duesseldorf	2024/09/ 03	08:11	9.125 EUR	0.00		3
Berlin	2024/09/ 03	08:13	9.135 EUR	0.00		3

Company profile

Company Logo

Contact Details

FREEHOLD ROYALTIES LTD.

--

10th Avenue SW, Suite 1000 517 T2R 0A8
Calgary

Telefon: +1 403.221.0802

Fax: +1 403.221.0888

E-mail: reception@rife.com

Company Profile

-

Members of Management Board

David M. Spyker Chairman of Managing Board

David W. Hendry Member of Executive Committee

Lisa N. Farstad Member of Executive Committee

Robert A. King Member of Executive Committee

Robert E. Lamond Member of Executive Committee

Board of directors

Marvin Romanow Chairman of Supervisory Board

Maureen Howe Member of Supervisory Board

Aidan Walsh Member of Supervisory Board

Douglas Kay Member of Supervisory Board

Gary Bugeaud Member of Supervisory Board

Peter Harrison Member of Supervisory Board

Sylvia Barnes Member of Supervisory Board

Valerie Mitchell Member of Supervisory Board