

## HYDRO ONE LTD.

ISIN: CA4488112083 WKN: -

## Overview

2024/08/30 21:50:00

Price

33.74 USD

Difference  0.15% (0.05)

## General attributes

ISIN	CA4488112083
Symbol	H
Exchange	FINRA other OTC Issues
Currency	USD
Sector	Technology
Security type	Stock
Market cap (m)	18,443 EUR
Benchmark	S&P/TSX 60 INDEX

## Market data

Bid (Bid size)	-
Ask (Ask size)	-
Open	33.62 USD
High	33.74 USD
Low	33.62 USD
Close (prev. day)	33.69 USD
VWAP	33.652857 USD
Volume (pcs)	5,029
Trading volume	170,679.07
Number of trades	7
Last size	100

## Futures and Options

Related Futures	-
Related Options	-




5Y



Information about previous performance does not guarantee future performance.

Source: FactSet

## Recent research

on sector	Date	Headline	Download
	2024/09/03	 Akciové trhy - denní zpráva	
	2024/09/02	 Akciové trhy - denní zpráva	
	2024/08/30	 Akciové trhy - denní zpráva	
	2024/08/29	 Akciové trhy - denní zpráva	
	2024/08/28	 Akciové trhy - denní zpráva	

## Details

2024/08/30 21:50:00

## Price

33.74 USD

Difference ▲ 0.15% (0.05)

## General attributes

ISIN CA4488112083

Symbol H

Exchange FINRA other OTC Issues

Currency USD

Sector Technology

Security type Stock

Market cap (m) 18,443 EUR

Benchmark S&amp;P/TSX 60 INDEX

## Market data

Bid (Bid size) -

Ask (Ask size) -

Open 33.62 USD

High 33.74 USD

Low 33.62 USD

Close (prev. day) 33.69 USD

VWAP 33.652857 USD

Volume (pcs) 5,029

Trading volume 170,679.07

Number of trades 7

Last size 100

## Performance and Risk

	6m	1Y	3Y
Perf (%)	+12.88%	-	+35.92%
Perf (abs.)	+3.85	-	+8.92
Beta	0.36	0.72	0.38
Volatility	66.79	47.77	30.27

5Y



Information about previous performance does not guarantee future performance.  
Source: FactSet

## Price data

Ø price 5 days   Ø volume 5 days (pcs.)	33.48 USD (1,537)
Ø price 30 days   Ø volume 30 days (pcs.)	31.56 USD (726)
Ø price 100 days   Ø volume 100 days (pcs.)	29.69 USD (5,018)
Ø price 250 days   Ø volume 250 days (pcs.)	28.99 USD (38,209)
YTD High   date	33.74 USD (2024/08/30)
YTD Low   date	23.07 USD (2024/08/05)
52 Weeks High   date	33.74 USD (2024/08/30)
52 Weeks Low   date	23.07 USD (2024/08/05)

## All listings for HYDRO ONE LTD.

Exchange <span>📍</span>	Date	Time	Price	Trading volume (mio.)	Number of trades
Tradegate	2024/09/03	22:26	30.80 EUR	0.00	1
Toronto Stock Exchange	2024/09/03	22:00	45.96 CAD	23.48	3,057
Stuttgart	2024/09/03	21:44	30.60 EUR	0.00	6
Munich	2024/09/03	08:03	30.60 EUR	0.00	1
Frankfurt	2024/09/03	08:00	30.60 EUR	0.00	1

	03						
FINRA other OTC Issues	2024/08/ 30	21:50	33.74 USD	0.17		7	
Duesseldorf	2024/09/ 03	19:31	30.40 EUR	0.00		5	
Berlin	2024/09/ 03	08:08	30.60 EUR	0.00		1	

## Company profile

### Company Logo



### Company Profile

-

### Contact Details

HYDRO ONE LTD

--

----

Telefon: -

Fax: -

E-mail: -