

PHILLIPS 66

ISIN: US7185461040

WKN: 718546104

Overview

2024/07/23 08:01:07

Price
127.90 EURDifference ▲ 0.85% (1.08)

General attributes

ISIN	US7185461040
Symbol	PSX
Exchange	Hamburg
Currency	EUR
Sector	Energy / Commodities
Security type	Stock
Market cap (m)	53,566 EUR
Benchmark	S&P 500

Market data

Bid (Bid size)	-
Ask (Ask size)	-
Open	127.90 EUR
High	127.90 EUR
Low	127.90 EUR
Close (prev. day)	126.82 EUR
VWAP	-
Volume (pcs)	0
Trading volume	0.00
Number of trades	3
Last size	0

Futures and Options

Related Futures	-
Related Options	-

PDF Downloads











Company report: PHILLIPS 66 

5Y



Information about previous performance does not guarantee future performance.
Source: FactSet

Recent research

on sector		on market	
Date		Headline	Download
2024/07/23		Akciové trhy - denní zpráva	
2024/07/22		Akciové trhy - denní zpráva	
2024/07/19		Akciové trhy - denní zpráva	
2024/07/18		Akciové trhy - denní zpráva	
2024/07/17		Akciové trhy - denní zpráva	

Details

2024/07/23 08:01:07

Price

127.90 EUR

Difference ▲ 0.85% (1.08)

General attributes

ISIN	US7185461040
Symbol	PSX
Exchange	Hamburg
Currency	EUR
Sector	Energy / Commodities
Security type	Stock
Market cap (m)	53,566 EUR
Benchmark	S&P 500

Market data

Bid (Bid size)	-
Ask (Ask size)	-
Open	127.90 EUR
High	127.90 EUR
Low	127.90 EUR
Close (prev. day)	126.82 EUR
VWAP	-
Volume (pcs)	0
Trading volume	0.00
Number of trades	3
Last size	0

Performance and Risk

	6m	1Y	3Y
Perf (%)	+7.61%	+37.62%	+109.33%
Perf (abs.)	+9.05	+34.96	+66.80
Beta	0.48	0.49	0.66
Volatility	26.91	25.67	33.49

5Y



Information about previous performance does not guarantee future performance.
Source: FactSet

Price data

Ø price 5 days Ø volume 5 days (pcs.)	127.24 EUR (0)
Ø price 30 days Ø volume 30 days (pcs.)	127.44 EUR (0)
Ø price 100 days Ø volume 100 days (pcs.)	135.49 EUR (1)
Ø price 250 days Ø volume 250 days (pcs.)	122.56 EUR (2)
YTD High date	158.28 EUR (2024/04/04)
YTD Low date	116.35 EUR (2024/01/22)
52 Weeks High date	158.28 EUR (2024/04/04)
52 Weeks Low date	93.66 EUR (2023/07/24)

Arbitrage views

Exchange ⊕	Date	Time	Price	Trading volume (mio.)	Number of trades
Xetra	2024/07/23	17:35	127.04 EUR	0.01	4
Vienna Stock Exchange	2024/07/23	17:32	127.02 EUR	0.00	5
Tradegate	2024/07/23	22:26	126.32 EUR	0.01	5
Stuttgart	2024/07/23	21:25	126.22 EUR	0.00	10
NYSE	2024/	22:00	137.07 USD	240.03	31,024

	07/23					
Munich	2024/ 07/23	08:00	128.08 EUR	0.00		2
London Stock Exchange	2024/ 07/18	15:30	139.84 USD	0.04		1
Hanover	2024/ 07/23	08:02	127.88 EUR	0.00		3
Hamburg	2024/ 07/23	08:01	127.90 EUR	0.00		3
Frankfurt	2024/ 07/23	21:55	125.88 EUR	0.00		1
Euronext Milan MTF Trading After Hours	-	-	-	0.00		-
Euronext Milan MTF Global Equity Market	2024/ 07/23	17:44	127.06 EUR	0.00		1
Duesseldorf	2024/ 07/23	19:30	126.20 EUR	0.00		6
Berlin	2024/ 07/23	20:21	126.34 EUR	0.00		18

Company profile

Company Logo



Contact Details

PHILLIPS 66

--

2331 CityWest Boulevard - 77042 Houston

Telefon: +1-281-293-6600

Fax: +

E-mail: -

PDF Downloads

Company report: PHILLIPS 66



Company Profile

Phillips 66 engages in the processing, transportation, storage, and marketing of fuels and other related products. The company operates through the following segments: Midstream, Chemicals, Refining, and Marketing & Specialties. The Midstream segment provides crude oil and refined products transportation, terminal, and processing services, as well as natural gas, natural gas liquids, and liquefied petroleum gas transportation, storage, processing, and marketing services. The Chemicals segment produces and markets petrochemicals and plastics worldwide. The Refining segment Refines crude oil and other feedstocks into petroleum products such as gasoline, distillates, and aviation fuels. The Marketing and Specialties segment purchases for resale and markets refined petroleum products such as base oils and lubricants, and power generation operations. The company was founded in 1875 and is headquartered in Houston, TX.

Members of Management Board

Marna Whittington	Member of Board of Directors
Charles Holley	Member of Board of Directors
Denise Ramos	Member of Board of Directors
Denise Singleton	Member of Board of Directors
Doug Terreson	Member of Board of Directors
Gary Adams	Member of Board of Directors
Glenn Tilton	Member of Board of Directors
Gregory Hayes	Member of Board of Directors
John Lowe	Member of Board of Directors
Julie Bushman	Member of Board of Directors
Lisa Davis	Member of Board of Directors
Robert Pease	Member of Board of Directors
Mark Lashier	Chairman of Managing Board
Andrez Carberry	Member of Executive Committee
David Erfert	Member of Executive Committee
Kevin J. Mitchell	Member of Executive Committee
Tandra Perkins	Member of Executive Committee