


MORGAN STANLEY

ISIN: US6174464486      WKN: 617446448


Overview

2024/05/17 21:59:26		
Price	92.11 EUR	
Difference		0.33% (0.30)

General attributes	
ISIN	US6174464486
Symbol	MS
Exchange	Stuttgart
Currency	EUR
Sector	Financial
Security type	Stock
Market cap (m)	149,873 EUR
Benchmark	S&P 500

Market data	
Bid (Bid size)	- (0)
Ask (Ask size)	- (0)
Open	91.24 EUR
High	92.11 EUR
Low	91.24 EUR
Close (prev. day)	91.81 EUR
VWAP	-
Volume (pcs)	26
Trading volume	2,393.00
Number of trades	5
Last size	0

Futures and Options	
Related Futures	-
Related Options	-


PDF Downloads	
Company report: MORGAN STANLEY	



Information about previous performance does not guarantee future performance.  
Source: FactSet

Recent research			
on instrument	on sector	on market	
Date		Headline	Download
2024/04/26		Global Equity Ratings	
2024/04/03		Global Equity Ratings	
2024/03/13		Global Equity Ratings	
2024/02/22		Global Equity Ratings	
2024/02/14		Global Equity Ratings	

Details

2024/05/17 21:59:26		
Price	92.11 EUR	
Difference		0.33% (0.30)

General attributes	
ISIN	US6174464486
Symbol	MS
Exchange	Stuttgart
Currency	EUR
Sector	Financial
Security type	Stock
Market cap (m)	149,873 EUR
Benchmark	S&P 500

Market data	
Bid (Bid size)	- (0)
Ask (Ask size)	- (0)
Open	91.24 EUR
High	92.11 EUR
Low	91.24 EUR
Close (prev. day)	91.81 EUR
VWAP	-
Volume (pcs)	26
Trading volume	2,393.00
Number of trades	5
Last size	0

Performance and Risk			
	6m	1Y	3Y
Perf (%)	+25.39%	+21.80%	+27.80%
Perf (abs.)	+18.59	+16.43	+19.97
Beta	0.73	1.01	1.06
Volatility	24.96	24.70	27.70



Information about previous performance does not guarantee future performance.  
Source: FactSet

Price data	
Ø price 5 days   Ø volume 5 days (pcs.)	91.64 EUR (28)
Ø price 30 days   Ø volume 30 days (pcs.)	86.68 EUR (33)
Ø price 100 days   Ø volume 100 days (pcs.)	82.79 EUR (64)
Ø price 250 days   Ø volume 250 days (pcs.)	79.35 EUR (68)
YTD High   date	92.71 EUR (2024/05/15)
YTD Low   date	76.28 EUR (2024/01/19)
52 Weeks High   date	92.71 EUR (2024/05/15)
52 Weeks Low   date	66.03 EUR (2023/10/30)

All listings for MORGAN STANLEY					
Exchange 	Date	Time	Price	Trading volume (mio.)	Number of trades
Xetra	2024/05/17	17:35	92.03 EUR	0.05	15
Vienna Stock Exchange	2024/05/17	17:32	91.93 EUR	0.00	2
Tradegate	2024/05/17	22:26	92.20 EUR	0.07	22
Stuttgart	2024/05/17	21:59	92.11 EUR	0.00	5
SIX Swiss Exchange	2019/	17:35	42.69 USD	0.00	1

	06/20				
SIX Swiss Exchange	2019/ 06/25	17:36	42.20 CHF	0.00	1
NYSE	2024/ 05/17	22:00	100.22 USD	469.35	54,125
Munich	2024/ 05/17	08:00	91.18 EUR	0.00	2
London Stock Exchange	2024/ 05/16	16:38	99.94 USD	0.01	10
Hanover	2024/ 05/17	08:26	91.46 EUR	0.00	3
Hamburg	2024/ 05/17	08:09	91.43 EUR	0.00	3
Frankfurt	2024/ 05/17	14:19	91.78 EUR	0.00	2
Euronext Milan MTF Trading After Hours	-	-	-	0.00	-
Euronext Milan MTF Global Equity Market	2024/ 05/17	17:44	91.92 EUR	0.00	1
Duesseldorf	2024/ 05/17	19:30	91.98 EUR	0.00	7
Berlin	2024/ 05/17	20:21	92.00 EUR	0.00	17

## Company profile

### Company Logo

# Morgan Stanley

#### Contact Details

MORGAN STANLEY

- -

1585 Broadway - 10036-8293 New York

Telefon: +1-212-761-4000

Fax: +

E-mail: [mediainquiries@morganstanley.com](mailto:mediainquiries@morganstanley.com)

#### PDF Downloads

Company report: MORGAN STANLEY 

#### Company Profile

Morgan Stanley operates as a global financial services company. The firm provides investment banking products and services to its clients and customers including corporations, governments, financial institutions, and individuals. It operates through the following segments: Institutional Securities, Wealth Management, and Investment Management. The Institutional Services segment provides financial advisory, capital-raising services, and related financing services on behalf of institutional investors. The Wealth Management segment offers brokerage and investment advisory services covering various types of investments, including equities, options, futures, foreign currencies, precious metals, fixed-income securities, mutual funds, structured products, alternative investments, unit investment trusts, managed futures, separately managed accounts, and mutual fund asset allocation programs. The Investment Management segment provides equity, fixed income, alternative investments, real estate, and merchant banking strategies. The company was founded by Harold Stanley and Henry S. Morgan in 1924 and is headquartered in New York, NY.

#### Members of Management Board

James Gorman	Chairman of Board of Directors
Erika James	Member of Board of Directors
Dennis Nally	Member of Board of Directors
Hironori Kamezawa	Member of Board of Directors
Judith Miscik	Member of Board of Directors
Mary Schapiro	Member of Board of Directors
Masato Miyachi	Member of Board of Directors
Perry Traquina	Member of Board of Directors
Rayford Wilkins	Member of Board of Directors
Robert Herz	Member of Board of Directors
Shelley Leibowitz	Member of Board of Directors
Stephen Luczo	Member of Board of Directors
Thomas Glocer	Member of Board of Directors
Ted Pick	Chairman of Managing Board
Carol Greene-Vincent	Member of Executive Committee
Eric F. Grossman	Member of Executive Committee
Mandell Crawley	Member of Executive Committee
Sharon Yeshaya	Member of Executive

