


# CROMBIE REAL ESTATE INVESTMENT TRUST UNITS

ISIN: CA2271071094      WKN: -

## Overview

2024/08/15 22:00:00		
Price	13.90 CAD	
Difference		0.43% (0.06)

General attributes	
ISIN	CA2271071094
Symbol	CRR.UN
Exchange	Toronto Stock Exchange
Currency	CAD
Sector	Other
Security type	Stock
Market cap (m)	989 EUR
Benchmark	S&P/TSX 60 INDEX











Market data	
Bid (Bid size)	13.87 CAD (300)
Ask (Ask size)	13.99 CAD (300)
Open	13.84 CAD
High	14.00 CAD
Low	13.83 CAD
Close (prev. day)	13.84 CAD
VWAP	13.929439 CAD
Volume (pcs)	145,760
Trading volume	2,030,355.09
Number of trades	820
Last size	100

Futures and Options	
Related Futures	-
Related Options	-




Information about previous performance does not guarantee future performance.  
Source: FactSet

### Recent research

on sector			
Date		Headline	Download
2024/08/12		Global Equity Ratings	
2024/07/24		Global Equity Ratings	
2024/07/12		Global Equity Ratings	
2024/06/21		Global Equity Ratings	
2024/06/14		Global Equity Ratings	

Details

2024/08/15 22:00:00		
Price	13.90 CAD	
Difference		0.43% (0.06)

General attributes	
ISIN	CA2271071094
Symbol	CRR.UN
Exchange	Toronto Stock Exchange
Currency	CAD
Sector	Other
Security type	Stock
Market cap (m)	989 EUR
Benchmark	S&P/TSX 60 INDEX

Market data	
Bid (Bid size)	13.87 CAD (300)
Ask (Ask size)	13.99 CAD (300)
Open	13.84 CAD
High	14.00 CAD
Low	13.83 CAD
Close (prev. day)	13.84 CAD
VWAP	13.929439 CAD
Volume (pcs)	145,760
Trading volume	2,030,355.09
Number of trades	820
Last size	100

Performance and Risk			
	6m	1Y	3Y
Perf (%)	-0.07%	+6.51%	-23.79%
Perf (abs.)	-0.01	+0.85	-4.34
Beta	0.30	0.99	0.93
Volatility	15.78	21.71	20.09



Information about previous performance does not guarantee future performance.  
Source: FactSet

Price data	
Ø price 5 days   Ø volume 5 days (pcs.)	13.83 CAD (109,628)
Ø price 30 days   Ø volume 30 days (pcs.)	13.52 CAD (134,987)
Ø price 100 days   Ø volume 100 days (pcs.)	13.10 CAD (164,440)
Ø price 250 days   Ø volume 250 days (pcs.)	13.26 CAD (181,533)
YTD High   date	14.50 CAD (2024/02/23)
YTD Low   date	12.25 CAD (2024/06/21)
52 Weeks High   date	14.50 CAD (2024/02/23)
52 Weeks Low   date	11.68 CAD (2023/10/03)

All listings for CROMBIE REAL ESTATE INVESTMENT TRUST UNITS					
Exchange 	Date	Time	Price	Trading volume (mio.)	Number of trades
Toronto Stock Exchange	2024/08/15	22:00	13.90 CAD	2.03	820
FINRA other OTC Issues	2024/08/12	16:45	10.006 USD	0.02	2

## Company profile

### Company Logo

#### Contact Details

CROMBIE REAL ESTATE INVESTMENT TRUST

--

----

Telefon: -

Fax: -

E-mail: -

### Company Profile

-

#### Members of Management Board

Donald E. Clow Chairman of Managing Board

Arie Bitton Member of Executive Committee

Cheryl Fraser Member of Executive Committee

Clinton Keay Member of Executive Committee

Fred Santini Member of Executive Committee

Glenn R. Hynes Member of Executive Committee

John Barnoski Member of Executive Committee

Trevor Lee Member of Executive Committee

#### Board of directors

John Knowlton Chairman of Supervisory Board

A. Craighead Member of Supervisory Board

Heather Grey-Wolf Member of Supervisory Board

Heidi Jamieson-Mills Member of Supervisory Board

James Dickson Member of Supervisory Board

Jason Shannon Member of Supervisory Board

Karen Weaver Member of Supervisory Board

Michael Vels Member of Supervisory Board

Michael Waters Member of Supervisory Board

Paul Beesley Member of Supervisory Board

Paul Sobey Member of Supervisory Board