

SILVERCREST METALS INC.

ISIN: CA8283631015 WKN:
828363101

Overview

2023/02/03 22:00:00

Price
8.00 CAD

Difference  -10.41% (-0.93)

General attributes

ISIN	CA8283631015
Symbol	SILV
Exchange	Toronto Stock Exchange
Currency	CAD
Sector	Energy / Commodities
Security type	Stock
Market cap (m)	802 EUR
Benchmark	S&P/TSX 60 INDEX

Market data

Bid (Bid size)	7.95 CAD (4,000)
Ask (Ask size)	8.26 CAD (400)
Open	8.59 CAD
High	8.72 CAD
Low	7.935 CAD
Close (prev. day)	8.93 CAD
VWAP	8.168498 CAD
Volume (pcs)	1,459,165
Trading volume	11,919,185.76
Number of trades	5,061
Last size	100

Futures and Options











Related Futures	-
Related Options	-

5Y



Information about previous performance does not guarantee future performance.
Source: FactSet

Recent research

on sector		
Date	Headline	Download
2023/02/03	 Měsíční strategie - akcie	
2023/02/03	 Akciové trhy - denní zpráva	
2023/02/02	 Akciové trhy - denní zpráva	
2023/02/01	 Akciové trhy - denní zpráva	
2023/01/31	 Akciové trhy - denní zpráva	

Details

2023/02/03 22:00:00

Price
8.00 CAD

Difference ▼ -10.41% (-0.93)

General attributes

ISIN	CA8283631015
Symbol	SILV
Exchange	Toronto Stock Exchange
Currency	CAD
Sector	Energy / Commodities
Security type	Stock
Market cap (m)	802 EUR
Benchmark	S&P/TSX 60 INDEX

Market data

Bid (Bid size)	7.95 CAD (4,000)
Ask (Ask size)	8.26 CAD (400)
Open	8.59 CAD
High	8.72 CAD
Low	7.935 CAD
Close (prev. day)	8.93 CAD
VWAP	8.168498 CAD
Volume (pcs)	1,459,165
Trading volume	11,919,185.76
Number of trades	5,061
Last size	100

Performance and Risk

	6m	1Y	3Y
Perf (%)	-5.21%	-13.89%	-3.03%
Perf (abs.)	-0.44	-1.29	-0.25
Beta	2.32	2.27	1.14
Volatility	61.29	60.20	62.73

5Y



Information about previous performance does not guarantee future performance.
Source: FactSet

Price data

Ø price 5 days Ø volume 5 days (pcs.)	8.68 CAD (620,578)
Ø price 30 days Ø volume 30 days (pcs.)	8.63 CAD (370,020)
Ø price 100 days Ø volume 100 days (pcs.)	8.12 CAD (398,135)
Ø price 250 days Ø volume 250 days (pcs.)	8.94 CAD (331,512)
YTD High date	9.84 CAD (2023/01/25)
YTD Low date	7.94 CAD (2023/02/03)
52 Weeks High date	12.99 CAD (2022/03/08)
52 Weeks Low date	6.30 CAD (2022/09/27)

All listings for SILVERCREST METALS INC.

Exchange	Date	Time	Price	Trading volume (mio.)	Number of trades
Tradegate	2023/02/03	22:26	5.532 EUR	0.07	24
Toronto Stock Exchange	2023/02/03	22:00	8.00 CAD	11.92	5,061
Stuttgart	2023/02/03	19:38	5.518 EUR	0.00	13
NYSE MKT	2023/02/03	22:00	5.97 USD	20.93	18,803
Munich	2023/02/03	08:01	6.12 EUR	0.00	1

	03					
London Stock Exchange	2022/08/30	16:08	7.40 CAD	0.00		1
Frankfurt	2023/02/03	19:05	5.50 EUR	0.01		6
Duesseldorf	2023/02/03	08:10	6.04 EUR	0.00		1
Berlin	2023/02/03	20:05	5.57 EUR	0.00		11

Company profile

Company Logo



Company Profile

-

Contact Details

SILVERCREST METALS

--

Telefon: -

Fax: -

E-mail: -