

## AUSTRIA CECE EXTENDED(EUR)

ISIN: AT0000A00DT9 WKN: -

## Overview

2024/07/26 17:45:00

Price

**1,386.43** EURDifference  0.38% (5.25)

## General attributes

ISIN	AT0000A00DT9
Symbol	-
Country	Worldwide
Instruments in index	44
Type of index	-
Security type	Index

## Market data







Open	1,381.42 EUR
High	1,390.50 EUR
Low	1,381.42 EUR
Close (prev. day)	1,381.18 EUR
Trading volume (m)	-
Volume (pcs)	-

## Top 5

Name 	Price	+ -	Trend
		(%) 	
BRD - GROU...	22.30	+3.72	
OTP BANK P...	18,600.00	+1.31	
NOVA LJUBL...	131.00	+1.16	
ZAGREBACKA...	18.55	+1.09	
OMV PETROM...	0.789	+1.02	

Intraday 1W 1M 6m 1Y 3Y

## Flop 5

Name 	Price	+ -	Trend
		(%) 	
VIENNA INS...	29.30	-1.84	
VALAMAR RI...	5.12	-0.39	
KOFOLA CES...	302.00	-0.33	
MONETA MON...	108.60	-0.18	
BANCA TRAN...	28.35	-0.18	

Intraday 1W 1M 6m 1Y 3Y

5Y



Information about previous performance does not guarantee future performance.

Source: FactSet

**Futures and Options**

**Related Futures** -

**Related Options** -

## Details

2024/07/26 17:45:00

Price

**1,386.43** EUR

Difference



0.38% (5.25)

## General attributes

ISIN AT0000A00DT9

Symbol -

Country Worldwide

Security type Index

Instruments in index 44

## Market data

Open 1,381.42 EUR

High 1,390.50 EUR

Low 1,381.42 EUR

Close (prev. day) 1,381.18 EUR

Trading volume (m) -

Volume (pcs) -

## Performance and Risk

	6m	1Y	3Y
Perf (%)	+12.09%	+21.81%	+26.50%
Perf (abs.)	+149.52	+248.25	+290.41
Beta	-	-	-
Volatility	13.10	13.51	19.82



Information about previous performance does not guarantee future performance.

Source: FactSet

## Price data

Ø price 5 days   Ø volume 5 days (pcs.)	1,394.22 EUR (0)
Ø price 30 days   Ø volume 30 days (pcs.)	1,397.45 EUR (0)
Ø price 100 days   Ø volume 100 days (pcs.)	1,369.87 EUR (0)
Ø price 250 days   Ø volume 250 days (pcs.)	1,259.79 EUR (0)
YTD High   date	1,437.07 EUR (2024/07/15)
YTD Low   date	1,215.16 EUR (2024/01/17)
52 Weeks High   date	1,437.07 EUR (2024/07/15)
52 Weeks Low   date	1,038.29 EUR (2023/10/04)

## Composition

Name  ISIN	Price	Diff %  Diff +/-	Performance 	Date Time	Turnover Pc.  Turnover Money 
4IG NYILVANOSAN MUKODO RE... HU0000167788	790.00	0.25% 2.00		24/07/26 17:19:59	46,946 36,902,209.00
ALLEGRO.EU SA LU2237380790	7.946	0.63% 0.05		24/07/26 19:31:29	- -
ANY SECURITY PRINTING COM... HU0000093257	4,280.00	0.23% 10.00		24/07/26 17:19:59	2,446 10,411,610.00
BANCA TRANSILVANIA SA ROTLVAACNOR1	28.35	-0.18% -0.05		24/07/26 16:50:20	191,818 5,461,553.45
BANK POLSKA KASA OPIEKI S... PLPEKAO00016	37.11	-0.59% -0.22		24/07/26 19:31:39	- -
BRD - GROUPE SOCIETE GENE... ROBRDBACNOR2	22.30	3.72% 0.80		24/07/26 16:54:19	34,143 753,145.00
BUDAPEST R/ETS UTILIZATIO... HU0000167986	530.00	0.76% 4.00		24/07/26 17:20:00	526 279,640.00
CD PROJEKT S.A. PLOPTTC00011	36.01	-2.62% -0.97		24/07/26 21:43:41	72 2,622.34
CEZ AS CZ0005112300	905.00	-0.11% -1.00		24/07/26 16:15:05	64,608 58,638,108.50
COLT CZ GROUP SE CZK0.10 CZ0009008942	664.00	0.61% 4.00		24/07/26 16:15:24	7,112 4,723,997.00
DINO POLSKA SA PLDINPL00011	80.56	-2.28% -1.88		24/07/26 21:50:03	- -
ERSTE GROUP BANK AG AT0000652011	1,200.50	0.38% 4.50		24/07/26 16:24:39	112,449 134,849,468.00
FONDUL PROPRIETATEA RON... ROFPTAACNOR5	0.407	0.74% 0.00		24/07/26 16:59:47	7,285,536 2,969,328.02
HRVATSKI TELEKOM D.D. NPV HRHT00RA0005	30.80	0.98% 0.30		24/07/26 16:25:00	1,366 42,138.40
KGHM POLSKA MIEDZ SA PLKGHM000017	30.31	0.23% 0.07		24/07/26 19:31:28	- -
KOFOLA CESKOSLOVENSKO AS ... CZ0009000121	302.00	-0.33% -1.00		24/07/26 16:09:40	2,436 738,301.00
KOMERCNI BANKA CZ0008019106	799.00	0.25% 2.00		24/07/26 16:15:20	80,557 64,443,918.00
KRKA DD NPV SI0031102120	132.00	-% -		24/07/26 15:24:42	11,748 1,566,077.00
LPP SA PLLPP0000011	3,544.00	-1.45% -52.00		24/07/26 19:31:39	- -
MAGYAR TELEKOM TELECOMMUN... HU0000073507	1,096.00	0.00% 0.00		24/07/26 17:19:59	264,028 289,232,716.00
MASTERPLAST SHARE HUF100 HU0000093943	3,090.00	0.65% 20.00		24/07/26 17:19:59	145 447,450.00
MBANK SA PLBRE0000012	197.80	-% -		24/07/26 16:50:00	- -
MOL HUNGARIAN OIL & GAS P... HU0000153937	2,812.00	0.14% 4.00		24/07/26 17:20:00	655,173 1,837,965,964.00

## AUSTRIA CECE EXTENDED(EUR)

MONETA MONEY BANK A.S. CZ0008040318	108.60	-0.18% -0.20		24/07/26 16:16:07	363,151 39,626,770.80
NIS A D NOVI SAD RSD500 RSNISHE79420	-	-% -		- -	- -
NOVA LJUBLJANSKA BANKA DD... SI0021117344	131.00	1.16% 1.50		24/07/26 14:54:38	6,344 827,586.50
OMV PETROM S.A. RON0.1 ROSNPPACNOR9	0.789	1.02% 0.01		24/07/26 16:57:36	7,547,686 5,961,847.15
OPUS GLOBAL NYRT HU0000110226	437.00	0.34% 1.50		24/07/26 17:20:00	101,901 44,546,321.00
ORLEN SA PLPKN0000018	14.774	0.71% 0.10		24/07/26 19:31:30	- -
OTP BANK PLC HU0000061726	18,600.00	1.31% 240.00		24/07/26 17:20:00	261,930 4,862,445,760.00