

AUSTRIA CECE EXTENDED(EUR)

ISIN: AT0000A00DT9 WKN: -

Overview

2024/07/17 12:15:11

Price

1,397.43 EURDifference  -0.68% (-9.58)

General attributes

ISIN AT0000A00DT9

Symbol -

Country Worldwide

Instruments in index 44

Type of index -

Security type Index

Market data

Open 1,406.95 EUR

High 1,414.29 EUR

Low 1,395.42 EUR

Close (prev. day) 1,407.01 EUR

Trading volume (m) -





Volume (pcs) -

Top 5

Name 	Price	+ - (%)	Trend 
BUDAPEST R...	524.00	+1.95	
ANY SECURI...	4,220.00	+1.18	
ZAVAROVALN...	37.30	+1.09	
BANCA TRAN...	33.15	+0.61	
OMV PETROM...	0.7825	+0.58	

Intraday 1W 1M 6m 1Y 3Y

Flop 5

Name 	Price	+ - (%)	Trend 
MOL HUNGAR...	2,846.00	-2.08	
PRIMOCO UA...	1,020.00	-1.96	
CEZ AS	895.00	-1.26	
PODRAVKA	168.00	-0.59	

5Y



Information about previous performance does not guarantee future performance.

Source: FactSet

D...

OTP BANK	18,275.00	-0.49	↔
----------	-----------	-------	---

P...

Intraday	1W	1M	6m	1Y	3Y
----------	----	----	----	----	----

Futures and Options

Related Futures	-
-----------------	---

Related Options	-
-----------------	---

Details

2024/07/17 12:15:11

Price

1,397.43 EUR

Difference

**-0.68%** (-9.58)

General attributes

ISIN AT0000A00DT9

Symbol -

Country Worldwide

Security type Index

Instruments in index 44

Market data

Open 1,406.95 EUR

High 1,414.29 EUR

Low 1,395.42 EUR

Close (prev. day) 1,407.01 EUR

Trading volume (m) -

Volume (pcs) -

Performance and Risk

	6m	1Y	3Y
Perf (%)	+13.82%	+25.72%	+26.92%
Perf (abs.)	+170.88	+287.87	+298.45
Beta	-	-	-
Volatility	13.11	13.46	19.82



Information about previous performance does not guarantee future performance.

Source: FactSet

Price data

Ø price 5 days Ø volume 5 days (pcs.)	1,420.27 EUR (0)
Ø price 30 days Ø volume 30 days (pcs.)	1,385.53 EUR (0)
Ø price 100 days Ø volume 100 days (pcs.)	1,361.39 EUR (0)
Ø price 250 days Ø volume 250 days (pcs.)	1,251.11 EUR (0)
YTD High date	1,437.07 EUR (2024/07/15)
YTD Low date	1,215.16 EUR (2024/01/17)
52 Weeks High date	1,437.07 EUR (2024/07/15)
52 Weeks Low date	1,038.29 EUR (2023/10/04)

Composition

Name ISIN	Price	Diff % Diff +/-	Performance	Date Time	Turnover Pc. Turnover Money
4IG NYILVANOSAN MUKODO RE... HU0000167788	794.00	0.13% 1.00		24/07/17 10:50:37	7,288 5,756,433.00
ALLEGRO.EU SA LU2237380790	7.94	-2.56% -0.21		24/07/17 11:45:29	- -
ANY SECURITY PRINTING COM... HU0000093257	4,220.00	-1.40% -60.00		24/07/17 12:03:37	4,497 19,027,010.00
BANCA TRANSILVANIA SA ROTLVAACNOR1	33.15	0.76% 0.25		24/07/17 12:15:13	647,711 21,455,621.35
BANK POLSKA KASA OPIEKI S... PLPEKAO00016	38.42	0.44% 0.17		24/07/17 09:31:22	- -
BRD - GROUPE SOCIETE GENE... ROBRDBACNOR2	21.30	0.47% 0.10		24/07/17 12:07:51	15,433 326,094.95
BUDAPEST R/ETS UTILIZATIO... HU0000167986	524.00	0.00% 0.00		24/07/17 10:34:35	3 1,566.00
CD PROJEKT S.A. PLOPTTC00011	37.02	0.43% 0.16		24/07/17 12:13:24	3,873 144,223.04
CEZ AS CZ0005112300	895.00	-0.94% -8.50		24/07/17 12:14:19	33,184 29,909,627.00
COLT CZ GROUP SE CZK0.10 CZ0009008942	676.00	0.75% 5.00		24/07/17 12:14:00	4,079 2,744,818.00
DINO POLSKA SA PLDINPL00011	92.80	-0.75% -0.70		24/07/17 11:56:54	45 4,176.00
ERSTE GROUP BANK AG AT0000652011	1,191.50	0.59% 7.00		24/07/17 12:10:41	35,282 41,980,554.50
FONDUL PROPRIETATEA RON... ROFPTAACNOR5	0.4018	0.45% 0.00		24/07/17 12:14:54	5,708,188 2,291,476.12
HRVATSKI TELEKOM D.D. NPV HRHT00RA0005	30.00	0.00% 0.00		24/07/17 11:57:24	316 9,483.10
KGHM POLSKA MIEDZ SA PLKGHM000017	33.89	-1.83% -0.63		24/07/17 11:45:26	- -
KOFOLA CESKOSLOVENSKO AS ... CZ0009000121	300.00	0.00% 0.00		24/07/17 12:11:31	1,496 449,029.00
KOMERCNI BANKA CZ0008019106	798.50	0.19% 1.50		24/07/17 12:12:45	26,587 21,244,198.50
KRKA DD NPV SI0031102120	148.50	-0.67% -1.00		24/07/17 12:14:44	2,330 347,762.50
LPP SA PLLPP0000011	3,820.00	-4.12% -164.00		24/07/17 10:44:12	1 3,820.00
MAGYAR TELEKOM TELECOMMUN... HU0000073507	1,094.00	0.55% 6.00		24/07/17 12:07:54	98,094 107,280,358.00
MASTERPLAST SHARE HUF100 HU0000093943	3,080.00	-1.91% -60.00		24/07/17 10:44:27	1,000 3,083,290.00
MBANK SA PLBRE0000012	139.15	-1.76% -2.50		24/07/17 11:45:29	- -
MOL HUNGARIAN OIL & GAS P... HU0000153937	2,846.00	0.64% 18.00		24/07/17 12:05:04	39,403 111,878,524.00

AUSTRIA CECE EXTENDED(EUR)

MONETA MONEY BANK A.S. CZ0008040318	105.00	0.00% 0.00		24/07/17 12:13:55	16,296 1,711,325.20
NIS A D NOVI SAD RSD500 RSNISHE79420	-	-% -		- -	- -
NOVA LJUBLJANSKA BANKA DD... SI0021117344	131.00	0.00% 0.00		24/07/17 12:10:59	5,396 705,774.50
OMV PETROM S.A. RON0.1 ROSNPPACNOR9	0.7825	0.13% 0.00		24/07/17 12:15:09	5,437,196 4,260,878.03
OPUS GLOBAL NYRT HU0000110226	440.00	-0.34% -1.50		24/07/17 11:42:43	32,929 14,488,506.00
ORLEN SA PLPKN0000018	380.00	-1.52% -5.85		24/07/17 11:52:44	232 88,637.00
OTP BANK PLC HU0000061726	18,275.00	0.41% 75.00		24/07/17 12:10:56	84,946 1,551,142,935.00