

AUSTRIA CECE EXTENDED(EUR)

ISIN: AT0000A00DT9 WKN: -

Overview

2024/07/18 17:45:00

Price

1,415.93 EURDifference  1.15% (16.11)

General attributes

ISIN AT0000A00DT9

Symbol -

Country Worldwide

Instruments in index 44

Type of index -

Security type Index

Market data

Open 1,400.55 EUR

High 1,416.98 EUR

Low 1,399.55 EUR

Close (prev. day) 1,399.82 EUR

Trading volume (m) -



Volume (pcs) -

Top 5

Name 	Price	+ - (%)	Trend 
MONETA MON...	109.40	+3.99	
BRD - GROU...	21.90	+2.10	
BANCA TRAN...	29.25	+1.60	
VALAMAR RI...	5.30	+1.53	
MOL HUNGAR...	2,876.00	+1.20	

Intraday **1W** 1M 6m 1Y 3Y

Flop 5

Name 	Price	+ - (%)	Trend 
OPUS GLOBA...	435.00	-1.14	
PRIMO UA...	990.00	-1.00	

5Y



Information about previous performance does not guarantee future performance.

Source: FactSet

ANY SECURI...	4,230.00	-0.94	➔
RICHTER GE...	9,680.00	-0.87	➔
ERSTE GROU...	46.15	-0.80	➔

Intraday	1W	1M	6m	1Y	3Y
----------	----	----	----	----	----

Futures and Options

Related Futures	-
Related Options	-

Details

2024/07/18 17:45:00

Price

1,415.93 EURDifference  1.15% (16.11)

General attributes

ISIN AT0000A00DT9

Symbol -

Country Worldwide

Security type Index

Instruments in index 44

Market data

Open 1,400.55 EUR

High 1,416.98 EUR

Low 1,399.55 EUR

Close (prev. day) 1,399.82 EUR

Trading volume (m) -

Volume (pcs) -

Performance and Risk

	6m	1Y	3Y
Perf (%)	+15.58%	+25.09%	+27.73%
Perf (abs.)	+190.85	+284.03	+307.37
Beta	-	-	-
Volatility	13.09	13.49	19.80





























Information about previous performance does not guarantee future performance.

Source: FactSet

Price data

Ø price 5 days Ø volume 5 days (pcs.)	1,417.95 EUR (0)
Ø price 30 days Ø volume 30 days (pcs.)	1,388.08 EUR (0)
Ø price 100 days Ø volume 100 days (pcs.)	1,363.55 EUR (0)
Ø price 250 days Ø volume 250 days (pcs.)	1,253.35 EUR (0)
YTD High date	1,437.07 EUR (2024/07/15)
YTD Low date	1,215.16 EUR (2024/01/17)
52 Weeks High date	1,437.07 EUR (2024/07/15)
52 Weeks Low date	1,038.29 EUR (2023/10/04)

Composition

Name  ISIN	Price	Diff %  Diff +/-	Performance 	Date Time	Turnover Pc.  Turnover Money 
4IG NYILVANOSAN MUKODO RE... HU0000167788	795.00	-0.13% -1.00		24/07/18 17:19:59	11,503 9,083,538.00
ALLEGRO.EU SA LU2237380790	7.887	1.97% 0.15		24/07/18 19:31:28	- -
ANY SECURITY PRINTING COM... HU0000093257	4,230.00	-0.94% -40.00		24/07/18 17:19:59	3,017 12,871,010.00
BANCA TRANSILVANIA SA ROTLVAACNOR1	29.25	1.60% 0.46		24/07/18 16:59:56	646,615 19,009,719.35
BANK POLSKA KASA OPIEKI S... PLPEKAO00016	37.99	2.01% 0.75		24/07/18 19:31:38	- -
BRD - GROUPE SOCIETE GENE... ROBRDBACNOR2	21.90	2.10% 0.45		24/07/18 16:59:18	44,495 959,685.35
BUDAPEST R/ETS UTILIZATIO... HU0000167986	520.00	0.39% 2.00		24/07/18 17:19:59	1,220 638,624.00
CD PROJEKT S.A. PLOPTTC00011	37.90	3.44% 1.26		24/07/18 20:59:17	1,402 52,472.54
CEZ AS CZ0005112300	911.00	0.83% 7.50		24/07/18 16:23:06	120,087 109,259,884.50
COLT CZ GROUP SE CZK0.10 CZ0009008942	675.00	-0.44% -3.00		24/07/18 16:15:22	4,976 3,370,969.00
DINO POLSKA SA PLDINPL00011	94.94	3.13% 2.88		24/07/18 21:50:07	- -
ERSTE GROUP BANK AG AT0000652011	1,179.00	-0.80% -9.50		24/07/18 16:22:47	63,550 75,260,724.50
FONDUL PROPRIETATEA RON0... ROFPTAACNOR5	0.40	0.15% 0.00		24/07/18 16:50:08	7,159,371 2,859,162.39
HRVATSKI TELEKOM D.D. NPV HRHT00RA0005	30.30	0.66% 0.20		24/07/18 16:25:00	938 28,358.30
KGHM POLSKA MIEDZ SA PLKGHM000017	32.67	-2.01% -0.67		24/07/18 19:31:27	- -
KOFOLA CESKOSLOVENSKO AS ... CZ0009000121	300.00	0.00% 0.00		24/07/18 16:15:13	2,058 618,792.00
KOMERCNI BANKA CZ0008019106	805.50	0.37% 3.00		24/07/18 16:19:01	122,677 98,706,421.00
KRKA DD NPV SI0031102120	148.50	-0.34% -0.50		24/07/18 14:53:57	4,184 624,839.00
LPP SA PLLPP0000011	3,804.00	2.04% 76.00		24/07/18 19:31:38	- -
MAGYAR TELEKOM TELECOMMUN... HU0000073507	1,090.00	-0.18% -2.00		24/07/18 17:19:59	277,525 302,031,388.00
MASTERPLAST SHARE HUF100 HU0000093943	3,110.00	0.32% 10.00		24/07/18 17:19:59	2,032 6,368,570.00
MBANK SA PLBRE0000012	197.80	-% -		24/07/18 16:50:00	- -
MOL HUNGARIAN OIL & GAS P... HU0000153937	2,876.00	1.20% 34.00		24/07/18 17:20:00	439,817 1,259,566,612.00
MONETA MONEY BANK A.S. CZ0008040318	109.40	3.99% 4.20		24/07/18 16:17:52	364,104 39,303,098.40
NIS A D NOVI SAD RSD500 RSNISHE79420	-	-% -		- -	- -

NOVA LJUBLJANSKA BANKA DD... SI0021117344	131.00	0.38% 0.50		24/07/18 12:57:04	3,665 478,055.00
OMV PETROM S.A. RON0.1 ROSNPPACNOR9	0.7825	0.06% 0.00		24/07/18 16:59:47	8,835,795 6,918,843.20
OPUS GLOBAL NYRT HU0000110226	435.00	-1.14% -5.00		24/07/18 17:20:00	204,307 89,124,749.00
ORLEN SA PLPKN0000018	15.134	2.12% 0.31		24/07/18 19:31:29	- -
OTP BANK PLC HU0000061726	18,530.00	1.09% 200.00		24/07/18 17:20:00	929,817 17,160,244,800.00
PGE POLSKA GRUPA ENERGETY... PLPGER000010	1.6965	5.24% 0.08		24/07/18 19:09:50	30 50.90
PHILIP MORRIS(CZ) CZK1000 CS0008418869	15,380.00	-0.26% -40.00		24/07/18 16:15:03	133 2,045,040.00
PODRAVKA DD EUR30.00 HRPODRRA0004	166.50	-0.60% -1.00		24/07/18 16:25:00	6,405 1,069,058.00
POWSZECHNA KASA OSZCZEDNO... PLPKO0000016	14.01	3.97% 0.54		24/07/18 19:31:38	- -
POWSZECHNY ZAKLAD UBEZPIE... PLPZU0000011	11.295	2.17% 0.24		24/07/18 19:31:34	- -
PRIMOCO UAV SE CZK1 CZ0005135970	990.00	-1.00% -10.00		24/07/18 15:56:10	1,317 1,299,680.00
RICHTER GEDEON VEGYESZETI... HU0000123096	9,680.00	-0.87% -85.00		24/07/18 17:19:59	213,187 2,066,351,275.00
S.P.E.E.H. HIDROELECTRICA... RO4Q0Z5RO1B6	128.40	0.78% 1.00		24/07/18 16:59:21	44,332 5,634,632.10
SANTANDER BANK POLSKA SA PLBZ00000044	125.80	2.07% 2.55		24/07/18 19:31:37	- -
SOCIETATEA NATL DE GAZE N... ROSNGNACNOR3	5.92	0.34% 0.02		24/07/18 16:59:54	1,022,532 6,026,030.87
VALAMAR RIVIERA D.D. HRRIVPRA0000	5.30	1.53% 0.08		24/07/18 16:25:00	49,496 260,269.96
VIENNA INSURANCE GROUP AT0000908504	31.05	0.65% 0.20		24/07/18 17:35:09	16,611 514,243.00
ZAGREBACKA BANKA D.D. HRZABARA0009	18.00	0.00% 0.00		24/07/18 16:25:00	869 15,617.90
ZAVAROVALNICA TRIGLAV NPV SI0021111651	37.20	-0.27% -0.10		24/07/18 15:11:59	3,527 131,341.50