

AUSTRIA CECE EXTENDED(EUR)

ISIN: AT0000A00DT9 WKN: -

Overview

2024/06/03 17:45:00

Price

1,383.61 EURDifference  0.59% (8.15)









General attributes

ISIN	AT0000A00DT9
Symbol	-
Country	Worldwide
Instruments in index	44
Type of index	-
Security type	Index

Market data

Open	1,375.33 EUR
High	1,389.84 EUR
Low	1,373.87 EUR
Close (prev. day)	1,375.46 EUR
Trading volume (m)	-
Volume (pcs)	-

Top 5

Name 	Price	+ - (%) 	Trend 
RICHTER GE...	9,700.00	+6.59	
OPUS GLOBA...	392.00	+3.02	
BANCA TRAN...	31.90	+2.24	
OTP BANK P...	17,560.00	+1.44	
MAGYAR TEL...	994.00	+1.22	

Intraday 1W 1M 6m 1Y 3Y

Flop 5

Name 	Price	+ - (%) 	Trend 
BUDAPEST R...	472.00	-3.67	
VALAMAR RI...	5.04	-1.95	
ZAGREBACKA...	17.60	-1.68	



Information about previous performance does not guarantee future performance.
Source: FactSet

SOCIETATEA... 5.35 -1.47 

MONETA MON... 98.20 -1.41 

Intraday 1W 1M 6m 1Y 3Y

Futures and Options

Related Futures -

Related Options -

Details

2024/06/03 17:45:00

Price

1,383.61 EUR

Difference



0.59% (8.15)

General attributes

ISIN AT0000A00DT9

Symbol -

Country Worldwide

Security type Index

Instruments in index 44

Market data

Open 1,375.33 EUR

High 1,389.84 EUR

Low 1,373.87 EUR

Close (prev. day) 1,375.46 EUR

Trading volume (m) -

Volume (pcs) -

Performance and Risk

	6m	1Y	3Y
Perf (%)	+12.78%	+29.48%	+23.30%
Perf (abs.)	+156.75	+315.01	+261.43
Beta	-	-	-
Volatility	11.66	13.19	19.74



Information about previous performance does not guarantee future performance.

Source: FactSet

Price data

Ø price 5 days Ø volume 5 days (pcs.)	1,378.14 EUR (0)
Ø price 30 days Ø volume 30 days (pcs.)	1,389.67 EUR (0)
Ø price 100 days Ø volume 100 days (pcs.)	1,325.81 EUR (0)
Ø price 250 days Ø volume 250 days (pcs.)	1,216.69 EUR (0)
YTD High date	1,432.77 EUR (2024/05/21)
YTD Low date	1,215.16 EUR (2024/01/17)
52 Weeks High date	1,432.77 EUR (2024/05/21)
52 Weeks Low date	1,038.29 EUR (2023/10/04)

Composition

Name ISIN	Price	Diff % Diff +/-	Performance	Date Time	Turnover Pc. Turnover Money
4IG NYILVANOSAN MUKODO RE... HU0000167788	795.00	-1.12% -9.00		24/06/03 17:20:00	12,292 9,807,455.00
ALLEGRO.EU SA LU2237380790	8.495	0.83% 0.07		24/06/03 19:31:37	- -
ANY SECURITY PRINTING COM... HU0000093257	4,260.00	0.24% 10.00		24/06/03 17:20:00	5,891 25,277,720.00
BANCA TRANSILVANIA SA ROTLVAACNOR1	31.90	2.24% 0.70		24/06/03 16:55:47	282,253 8,990,472.20
BANK POLSKA KASA OPIEKI S... PLPEKAO00016	37.00	-0.88% -0.33		24/06/03 19:31:30	- -
BRD - GROUPE SOCIETE GENE... ROBRDBACNOR2	19.00	0.00% 0.00		24/06/03 16:50:19	95,381 1,811,626.92
BUDAPEST R/ETS UTILIZATIO... HU0000167986	472.00	-3.67% -18.00		24/06/03 17:20:00	1,565 756,801.00
CD PROJEKT S.A. PLOPTTC00011	30.87	-0.64% -0.20		24/06/03 20:10:23	347 10,714.27
CEZ AS CZ0005112300	946.50	-0.21% -2.00		24/06/03 16:18:24	105,418 99,707,353.00
COLT CZ GROUP SE CZK0.10 CZ0009008942	672.00	0.45% 3.00		24/06/03 16:15:08	4,020 2,713,642.00
DINO POLSKA SA PLDINPL00011	93.88	1.67% 1.54		24/06/03 21:50:08	- -
ERSTE GROUP BANK AG AT0000652011	1,126.00	0.85% 9.50		24/06/03 16:23:40	85,064 96,094,070.00
FONDUL PROPRIETATEA RON... ROFPTAACNOR5	0.467	0.86% 0.00		24/06/03 16:50:22	1,796,193 837,315.84
HRVATSKI TELEKOM D.D. NPV HRHT00RA0005	30.00	0.00% 0.00		24/06/03 16:25:00	831 24,870.00
KGHM POLSKA MIEDZ SA PLKGHM000017	36.31	5.15% 1.78		24/06/03 19:44:54	400 14,493.50
KOFOLA CESKOSLOVENSKO AS ... CZ0009000121	298.00	0.34% 1.00		24/06/03 16:09:31	10,775 3,212,925.00
KOMERCNI BANKA CZ0008019106	773.00	-0.64% -5.00		24/06/03 16:15:02	129,248 100,142,771.00
KRKA DD NPV SI0031102120	130.50	0.38% 0.50		24/06/03 15:24:14	4,049 526,922.00
LPP SA PLLPP0000011	3,982.00	-0.55% -22.00		24/06/03 19:31:29	- -
MAGYAR TELEKOM TELECOMMUN... HU0000073507	994.00	1.22% 12.00		24/06/03 17:20:00	284,769 282,601,702.00
MASTERPLAST SHARE HUF100 HU0000093943	2,960.00	0.00% 0.00		24/06/03 17:20:00	1,188 3,500,540.00
MBANK SA PLBRE0000012	197.80	-% -		24/06/03 16:50:00	- -
MOL HUNGARIAN OIL & GAS P... HU0000153937	2,820.00	1.08% 30.00		24/06/03 17:20:00	384,885 1,086,270,660.00

AUSTRIA CECE EXTENDED(EUR)

MONETA MONEY BANK A.S. CZ0008040318	98.20	-1.41% -1.40		24/06/03 16:15:23	615,547 60,666,555.40
NIS A D NOVI SAD RSD500 RSNISHE79420	-	-% -		- -	- -
NOVA LJUBLJANSKA BANKA DD... SI0021117344	116.50	-0.43% -0.50		24/06/03 15:24:21	2,013 234,222.50
OMV PETROM S.A. RON0.1 ROSNPPACNOR9	0.699	-0.50% -0.00		24/06/03 16:50:21	4,862,465 3,407,060.46
OPUS GLOBAL NYRT HU0000110226	392.00	3.02% 11.50	■	24/06/03 17:20:00	241,426 93,838,355.00
ORLEN SA PLPKN0000018	14.786	-0.77% -0.11		24/06/03 19:31:21	- -
OTP BANK PLC HU0000061726	17,560.00	1.44% 250.00	■	24/06/03 17:20:00	192,695 3,394,515,415.00