

AUSTRIA CECE EXTENDED(EUR)

ISIN: AT0000A00DT9 WKN: -

Overview

2024/05/10 17:45:00

Price

1,393.81 EURDifference  -0.97% (-13.64)

General attributes

ISIN	AT0000A00DT9
Symbol	-
Country	Worldwide
Instruments in index	44
Type of index	-
Security type	Index

Market data






Open	1,406.61 EUR
High	1,412.72 EUR
Low	1,393.29 EUR
Close (prev. day)	1,407.45 EUR
Trading volume (m)	-
Volume (pcs)	-

Top 5

Name 	Price	+ - (%)	Trend 
MOL HUNGAR...	3,076.00	+1.18	
SOCIETATEA...	53.50	+0.94	
RICHTER GE...	9,650.00	+0.84	
PHILIP MOR...	14,840.00	+0.82	
FONDUL PRO...	0.519	+0.78	

Intraday **1W** 1M 6m 1Y 3Y

Flop 5

Name 	Price	+ - (%) 	Trend 
BUDAPEST R...	500.00	-4.21	
HRVATSKI T...	29.70	-3.57	
CEZ AS	902.50	-1.15	
MONETA MON...	97.20	-0.72	
VALAMAR RI...	4.99	-0.60	



Information about previous performance does not guarantee future performance.

Source: FactSet

Intraday 1W 1M 6m 1Y 3Y

Futures and Options

Related Futures -

Related Options -

Details

2024/05/10 17:45:00

Price

1,393.81 EURDifference  **-0.97%** (-13.64)

General attributes

ISIN AT0000A00DT9

Symbol -

Country Worldwide

Security type Index

Instruments in index 44

Market data

Open 1,406.61 EUR

High 1,412.72 EUR

Low 1,393.29 EUR

Close (prev. day) 1,407.45 EUR

Trading volume (m) -

Volume (pcs) -

Performance and Risk

	6m	1Y	3Y
Perf (%)	+19.90%	+32.30%	+34.08%
Perf (abs.)	+231.31	+340.27	+354.25
Beta	-	-	-
Volatility	12.56	13.78	19.74



5Y

Information about previous performance does not guarantee future performance.
Source: FactSet

Price data

Ø price 5 days Ø volume 5 days (pcs.)	1,397.61 EUR (0)
Ø price 30 days Ø volume 30 days (pcs.)	1,360.55 EUR (0)
Ø price 100 days Ø volume 100 days (pcs.)	1,303.29 EUR (0)
Ø price 250 days Ø volume 250 days (pcs.)	1,195.44 EUR (0)
YTD High date	1,412.72 EUR (2024/05/10)
YTD Low date	1,215.16 EUR (2024/01/17)
52 Weeks High date	1,412.72 EUR (2024/05/10)
52 Weeks Low date	1,021.52 EUR (2023/05/31)

Composition

Name ISIN	Price	Diff % Diff +/-	Performance	Date Time	Turnover Pc. Turnover Money
4IG NYILVANOSAN MUKODO RE... HU0000167788	805.00	0.00% 0.00		24/05/10 17:19:59	103,432 82,832,842.00
ALLEGRO.EU SA LU2237380790	8.437	1.81% 0.15		24/05/10 19:31:35	- -
ANY SECURITY PRINTING COM... HU0000093257	3,680.00	-0.54% -20.00		24/05/10 17:19:59	13,104 48,637,640.00
BANCA TRANSILVANIA SA ROTLVAACNOR1	29.15	0.00% 0.00		24/05/10 16:51:44	249,169 7,294,017.95
BANK POLSKA KASA OPIEKI S... PLPEKAO00016	37.93	-4.07% -1.61		24/05/10 19:31:22	- -
BRD - GROUPE SOCIETE GENE... ROBRDBACNOR2	20.80	0.00% 0.00		24/05/10 16:59:59	134,275 2,796,002.05
BUDAPEST R/ETS UTILIZATIO... HU0000167986	500.00	-4.21% -22.00		24/05/10 17:19:59	15,642 7,879,282.00
CD PROJEKT S.A. PLOPTTC00011	30.29	-0.69% -0.21		24/05/10 19:46:00	2,060 63,195.94
CEZ AS CZ0005112300	902.50	-1.15% -10.50		24/05/10 16:16:14	253,223 231,073,566.50
COLT CZ GROUP SE CZK0.10 CZ0009008942	684.00	0.00% 0.00		24/05/10 16:15:13	4,686 3,209,582.00
DINO POLSKA SA PLDINPL00011	90.92	-1.69% -1.56		24/05/10 21:50:07	- -
ERSTE GROUP BANK AG AT0000652011	1,134.50	0.31% 3.50		24/05/10 16:18:08	59,687 67,770,826.50
FONDUL PROPRIETATEA RON... ROFPTAACNOR5	0.519	0.78% 0.00		24/05/10 16:52:15	3,594,202 1,860,040.89
HRVATSKI TELEKOM D.D. NPV HRHT00RA0005	29.70	-3.57% -1.10		24/05/10 16:25:00	6,066 179,855.90
KGHM POLSKA MIEDZ SA PLKGHM000017	35.08	0.75% 0.26		24/05/10 19:50:47	122 4,303.90
KOFOLA CESKOSLOVENSKO AS ... CZ0009000121	275.00	0.73% 2.00		24/05/10 16:15:12	7,317 2,013,525.00
KOMERCNI BANKA CZ0008019106	796.50	-0.19% -1.50		24/05/10 16:20:11	149,920 119,183,476.50
KRKA DD NPV SI0031102120	126.00	1.20% 1.50		24/05/10 15:24:51	3,032 383,437.00
LPP SA PLLPP0000011	3,900.00	-1.07% -42.00		24/05/10 19:31:22	- -
MAGYAR TELEKOM TELECOMMUN... HU0000073507	932.00	-0.32% -3.00		24/05/10 17:20:00	717,059 671,511,552.00
MASTERPLAST SHARE HUF100 HU0000093943	2,890.00	0.70% 20.00		24/05/10 17:20:00	3,310 9,534,250.00
MBANK SA PLBRE0000012	197.80	-% -		24/05/10 16:50:00	- -
MOL HUNGARIAN OIL & GAS P... HU0000153937	3,076.00	1.18% 36.00		24/05/10 17:20:00	518,655 1,590,418,254.00

MONETA MONEY BANK A.S. CZ0008040318	97.20	-0.72% -0.70		24/05/10 16:15:05	303,804 29,718,411.70
NIS A D NOVI SAD RSD500 RSNISHE79420	-	-% -		- -	- -
NOVA LJUBLJANSKA BANKA DD... SI0021117344	113.50	0.44% 0.50		24/05/10 14:51:48	4,491 513,841.00
OMV PETROM S.A. RON0.1 ROSNPPACNOR9	0.708	0.07% 0.00		24/05/10 16:59:45	13,883,605 9,809,714.34
OPUS GLOBAL NYRT HU0000110226	381.00	0.66% 2.50		24/05/10 17:20:00	120,234 45,630,129.00
ORLEN SA PLPKN0000018	16.024	0.67% 0.11		24/05/10 20:27:05	2,116 33,791.79
OTP BANK PLC HU0000061726	18,315.00	-0.46% -85.00		24/05/10 17:19:59	321,534 5,924,983,530.00