

AUSTRIA CECE EXTENDED(EUR)

ISIN: AT0000A00DT9 WKN: -

Overview

2024/04/26 17:45:00

Price

1,359.86 EURDifference  1.02% (13.70)








General attributes

ISIN	AT0000A00DT9
Symbol	-
Country	Worldwide
Instruments in index	44
Type of index	-
Security type	Index

Market data





Open	1,347.64 EUR
High	1,362.98 EUR
Low	1,347.64 EUR
Close (prev. day)	1,346.16 EUR
Trading volume (m)	-
Volume (pcs)	-

Top 5

Name 	Price	+ - (%)	Trend 
OTP BANK P...	17,710.00	+2.79	
PRIMOCO UA...	900.00	+1.69	
RICHTER GE...	9,200.00	+1.38	
BRD - GROU...	20.95	+1.21	
OPUS GLOBA...	391.50	+1.03	

Intraday 1W 1M 6m 1Y 3Y

Flop 5

Name 	Price	+ - (%)	Trend 
MONETA MON...	97.00	-6.19	
MASTERPLAS...	2,900.00	-3.33	



5Y

Information about previous performance does not guarantee future performance.

Source: FactSet

BUDAPEST R...	564.00	-1.05	↓		
SOCIETATEA...	52.20	-0.95	→		
NOVA LJUBL...	104.00	-0.48	→		
Intraday	1W	1M	6m	1Y	3Y

Futures and Options

Related Futures -

Related Options -

Details

2024/04/26 17:45:00

Price

1,359.86 EUR

Difference



1.02% (13.70)

General attributes

ISIN AT0000A00DT9

Symbol -

Country Worldwide

Security type Index

Instruments in index 44

Market data

Open 1,347.64 EUR

High 1,362.98 EUR

Low 1,347.64 EUR

Close (prev. day) 1,346.16 EUR

Trading volume (m) -

Volume (pcs) -

Performance and Risk

	6m	1Y	3Y
Perf (%)	+19.20%	+32.79%	+36.38%
Perf (abs.)	+219.05	+335.83	+362.73
Beta	-	-	-
Volatility	12.17	13.63	19.71

1,400.00

1,300.00

1,200.00

1,100.00

1,000.00

900.00

800.00

700.00

2020

2021

2022

2023

2024

5Y

Information about previous performance does not guarantee future performance.

Source: FactSet

Price data

Ø price 5 days Ø volume 5 days (pcs.)	1,355.38 EUR (0)
Ø price 30 days Ø volume 30 days (pcs.)	1,336.69 EUR (0)
Ø price 100 days Ø volume 100 days (pcs.)	1,290.02 EUR (0)
Ø price 250 days Ø volume 250 days (pcs.)	1,182.55 EUR (0)
YTD High date	1,381.50 EUR (2024/04/10)
YTD Low date	1,215.16 EUR (2024/01/17)
52 Weeks High date	1,381.50 EUR (2024/04/10)
52 Weeks Low date	1,021.52 EUR (2023/05/31)

Composition

Name ISIN	Price	Diff % Diff +/-	Performance	Date Time	Turnover Pc. Turnover Money
4IG NYILVANOSAN MUKODO RE... HU0000167788	810.00	0.12% 1.00		24/04/26 17:20:00	24,702 19,937,706.00
ALLEGRO.EU SA LU2237380790	7.358	2.95% 0.21	█	24/04/26 19:31:21	- -
ANY SECURITY PRINTING COM... HU0000093257	3,680.00	0.82% 30.00		24/04/26 17:20:00	7,771 28,484,540.00
BANCA TRANSILVANIA SA ROTLVAACNOR1	28.40	0.00% 0.00		24/04/26 16:59:53	349,608 10,025,884.75
BANK POLSKA KASA OPIEKI S... PLPEKAO00016	39.65	1.72% 0.67	█	24/04/26 19:31:31	- -
BRD - GROUPE SOCIETE GENE... ROBRDBACNOR2	20.95	1.21% 0.25		24/04/26 16:50:08	65,104 1,345,765.90
BUDAPEST R/ETS UTILIZATIO... HU0000167986	564.00	-1.05% -6.00		24/04/26 17:20:00	4,532 2,580,132.00
CD PROJEKT S.A. PLOPTTC00011	26.47	-0.15% -0.04		24/04/26 19:31:21	150 3,963.00
CEZ AS CZ0005112300	854.50	0.65% 5.50		24/04/26 16:15:20	60,478 51,485,066.00
COLT CZ GROUP SE CZK0.10 CZ0009008942	635.00	0.16% 1.00		24/04/26 16:15:00	3,699 2,348,177.00
DINO POLSKA SA PLDINPL00011	89.56	5.49% 4.66	█	24/04/26 19:33:08	- -
ERSTE GROUP BANK AG AT0000652011	1,116.00	0.22% 2.50		24/04/26 16:20:22	47,046 52,611,076.00
FONDUL PROPRIETATEA RON... ROFPTAACNOR5	0.525	0.57% 0.00		24/04/26 16:55:36	2,327,044 1,221,647.44
HRVATSKI TELEKOM D.D. NPV HRHT00RA0005	30.60	0.00% 0.00		24/04/26 16:25:00	797 24,315.90
KGHM POLSKA MIEDZ SA PLKGHM000017	32.04	1.62% 0.51	█	24/04/26 19:31:20	- -
KOFOLA CESKOSLOVENSKO AS ... CZ0009000121	272.00	0.37% 1.00		24/04/26 16:15:06	6,756 1,837,331.00
KOMERCNI BANKA CZ0008019106	862.00	0.06% 0.50		24/04/26 16:15:30	139,640 120,551,522.50
KRKA DD NPV SI0031102120	64.80	-% -		24/04/26 14:20:00	- -
LPP SA PLLPP0000011	3,558.00	3.73% 128.00	█	24/04/26 19:31:31	- -
MAGYAR TELEKOM TELECOMMUN... HU0000073507	898.00	-0.44% -4.00		24/04/26 17:20:00	457,584 411,836,570.00
MASTERPLAST SHARE HUF100 HU0000093943	2,900.00	-3.33% -100.00		24/04/26 17:20:00	31,280 89,420,140.00
MBANK SA PLBRE0000012	149.35	1.32% 1.95	█	24/04/26 17:15:39	- -
MOL HUNGARIAN OIL & GAS P... HU0000153937	3,004.00	0.20% 6.00		24/04/26 17:20:00	510,720 1,533,831,664.00

AUSTRIA CECE EXTENDED(EUR)

MONETA MONEY BANK A.S. CZ0008040318	97.00	-6.19% -6.40		24/04/26 16:21:21	1,020,859 99,059,912.10
NIS A D NOVI SAD RSD500 RSNISHE79420	-	-% -		- -	- -
NOVA LJUBLJANSKA BANKA DD... SI0021117344	104.00	-0.48% -0.50		24/04/26 15:24:07	9,082 944,683.00
OMV PETROM S.A. RON0.1 ROSNPPACNOR9	0.689	0.29% 0.00		24/04/26 16:50:08	5,210,879 3,596,424.22
OPUS GLOBAL NYRT HU0000110226	391.50	1.03% 4.00		24/04/26 17:20:00	320,084 124,789,584.00
ORLEN SA PLPKN0000018	15.392	0.26% 0.04		24/04/26 19:31:22	- -
OTP BANK PLC HU0000061726	17,710.00	2.79% 480.00		24/04/26 17:20:00	623,586 10,989,203,785.00