

AUSTRIA CECE EXTENDED(EUR)

ISIN: AT0000A00DT9 WKN: -

Overview

2024/04/23 17:45:00

Price

1,359.30 EURDifference  -0.03% (-0.39)








General attributes

ISIN	AT0000A00DT9
Symbol	-
Country	Worldwide
Instruments in index	44
Type of index	-
Security type	Index

Market data



Open	1,359.34 EUR
High	1,365.98 EUR
Low	1,348.47 EUR
Close (prev. day)	1,359.69 EUR
Trading volume (m)	-
Volume (pcs)	-

Top 5

Name 	Price	+ - (%)	Trend 
RICHTER GE...	8,960.00	+3.58	
ANY SECURI...	3,650.00	+2.82	
OTP BANK P...	17,415.00	+2.11	
ERSTE GROU...	44.52	+1.36	
KOMERCNI B...	872.00	+1.04	

Intraday 1W 1M 6m 1Y 3Y

Flop 5

Name 	Price	+ - (%)	Trend 
PODRAVKA D...	154.50	-1.59	
MOL HUNGAR...	2,940.00	-1.34	



Information about previous performance does not guarantee future performance.

Source: FactSet

CEZ AS	855.00	-1.16	↓
PRIMOCO UA...	890.00	-1.11	↓
MASTERPLAS...	3,040.00	-0.98	→

Intraday	1W	1M	6m	1Y	3Y
----------	----	----	----	----	----

Futures and Options

Related Futures -

Related Options -

Details

2024/04/23 17:45:00

Price

1,359.30 EUR

Difference

**-0.03%** (-0.39)

General attributes

ISIN AT0000A00DT9

Symbol -

Country Worldwide

Security type Index

Instruments in index 44

Market data

Open 1,359.34 EUR

High 1,365.98 EUR

Low 1,348.47 EUR

Close (prev. day) 1,359.69 EUR

Trading volume (m) -

Volume (pcs) -

Performance and Risk

	6m	1Y	3Y
Perf (%)	+22.56%	+32.27%	+37.58%
Perf (abs.)	+250.17	+331.62	+371.28
Beta	-	-	-
Volatility	12.17	13.76	19.72

1,400.00

1,300.00

1,200.00

1,100.00

1,000.00

900.00

800.00

700.00

2020

2021

2022

2023

2024

5Y

Information about previous performance does not guarantee future performance.

Source: FactSet





Price data

Ø price 5 days Ø volume 5 days (pcs.)	1,348.02 EUR (0)
Ø price 30 days Ø volume 30 days (pcs.)	1,331.80 EUR (0)
Ø price 100 days Ø volume 100 days (pcs.)	1,286.44 EUR (0)
Ø price 250 days Ø volume 250 days (pcs.)	1,178.87 EUR (0)
YTD High date	1,381.50 EUR (2024/04/10)
YTD Low date	1,215.16 EUR (2024/01/17)
52 Weeks High date	1,381.50 EUR (2024/04/10)
52 Weeks Low date	1,016.08 EUR (2023/04/26)

Composition

Name ISIN	Price	Diff % Diff +/-	Performance	Date Time	Turnover Pc. Turnover Money
4IG NYILVANOSAN MUKODO RE... HU0000167788	812.00	0.00% 0.00		24/04/23 17:20:00	21,339 17,277,675.00
ALLEGRO.EU SA LU2237380790	7.48	1.15% 0.09		24/04/23 19:31:35	- -
ANY SECURITY PRINTING COM... HU0000093257	3,650.00	2.82% 100.00		24/04/23 17:19:59	23,648 85,974,170.00
BANCA TRANSILVANIA SA ROTLVAACNOR1	28.45	-0.70% -0.20		24/04/23 16:57:07	277,721 7,957,642.95
BANK POLSKA KASA OPIEKI S... PLPEKAO00016	40.92	-4.01% -1.71		24/04/23 20:08:48	100 4,092.00
BRD - GROUPE SOCIETE GENE... ROBRDBACNOR2	20.35	0.00% 0.00		24/04/23 16:50:18	51,021 1,041,261.10
BUDAPEST R/ETS UTILIZATIO... HU0000167986	596.00	0.00% 0.00		24/04/23 17:20:00	6 3,576.00
CD PROJEKT S.A. PLOPTTC00011	27.10	1.84% 0.49		24/04/23 20:38:58	155 4,176.49
CEZ AS CZ0005112300	855.00	-1.16% -10.00		24/04/23 16:15:55	107,813 92,432,100.50
COLT CZ GROUP SE CZK0.10 CZ0009008942	628.00	-0.32% -2.00		24/04/23 16:15:16	9,459 5,961,113.00
DINO POLSKA SA PLDINPL00011	89.26	2.79% 2.42		24/04/23 20:40:05	- -
ERSTE GROUP BANK AG AT0000652011	1,115.00	1.36% 15.00		24/04/23 16:20:01	253,679 281,054,639.00
FONDUL PROPRIETATEA RON... ROFPTAACNOR5	0.52	0.10% 0.00		24/04/23 16:50:20	1,521,837 794,126.34
HRVATSKI TELEKOM D.D. NPV HRHT00RA0005	30.60	0.00% 0.00		24/04/23 16:25:00	3,993 122,141.20
KGHM POLSKA MIEDZ SA PLKGHM000017	30.41	-5.32% -1.71		24/04/23 19:31:35	- -
KOFOLA CESKOSLOVENSKO AS ... CZ0009000121	273.00	0.00% 0.00		24/04/23 16:09:31	939 256,648.00
KOMERCNI BANKA CZ0008019106	872.00	1.04% 9.00		24/04/23 16:23:02	296,790 257,553,142.00
KRKA DD NPV SI0031102120	125.00	-% -		24/04/23 15:02:59	4,284 536,652.00
LPP SA PLLPP0000011	3,506.00	-3.58% -130.00		24/04/23 19:31:26	- -
MAGYAR TELEKOM TELECOMMUN... HU0000073507	940.00	0.21% 2.00		24/04/23 17:19:59	639,151 600,409,757.00
MASTERPLAST SHARE HUF100 HU0000093943	3,040.00	-0.98% -30.00		24/04/23 17:20:00	5,474 16,485,980.00
MBANK SA PLBRE0000012	197.80	-% -		24/04/23 16:50:00	- -
MOL HUNGARIAN OIL & GAS P... HU0000153937	2,940.00	-1.34% -40.00		24/04/23 17:19:59	646,805 1,908,682,268.00

AUSTRIA CECE EXTENDED(EUR)

MONETA MONEY BANK A.S. CZ0008040318	103.00	0.98% 1.00		24/04/23 16:24:30	738,346 75,713,199.20
NIS A D NOVI SAD RSD500 RSNISHE79420	-	-% -		- -	- -
NOVA LJUBLJANSKA BANKA DD... SI0021117344	104.50	0.00% 0.00		24/04/23 15:14:08	2,781 290,689.50
OMV PETROM S.A. RON0.1 ROSNPPACNOR9	0.684	0.59% 0.00		24/04/23 16:57:25	3,834,202 2,622,770.42
OPUS GLOBAL NYRT HU0000110226	400.00	0.00% 0.00		24/04/23 17:20:00	198,573 79,143,984.00
ORLEN SA PLPKN0000018	15.552	-0.68% -0.11		24/04/23 19:31:35	- -
OTP BANK PLC HU0000061726	17,415.00	2.11% 360.00		24/04/23 17:20:00	340,279 5,891,478,025.00