

AUSTRIA CECE EXTENDED(EUR)

ISIN: AT0000A00DT9 WKN: -

Overview

2024/04/19 17:45:00

Price

1,345.29 EUR

Difference  0.19% (2.54)

General attributes

ISIN	AT0000A00DT9
Symbol	-
Country	Worldwide
Instruments in index	44
Type of index	-
Security type	Index

Market data




Open	1,341.31 EUR
High	1,347.00 EUR
Low	1,332.48 EUR
Close (prev. day)	1,342.75 EUR
Trading volume (m)	-
Volume (pcs)	-

Top 5

Name 	Price	+ - (%) 	Trend 
ERSTE GROU...	43.00	+0.98	
MAGYAR TEL...	927.00	+0.54	
OMV PETROM...	0.683	+0.37	
4IG NYILVA...	817.00	+0.25	

Intraday 1W 1M 6m 1Y 3Y

Flop 5

Name 	Price	+ - (%) 	Trend 
BUDAPEST R...	562.00	-2.43	
MOL HUNGAR...	2,960.00	-1.99	
PHILIP MOR...	15,820.00	-1.25	
RICHTER GE...	8,855.00	-1.06	
OPUS GLOBA...	395.00	-0.88	



5Y

Information about previous performance does not guarantee future performance.

Source: FactSet

Intraday 1W 1M 6m 1Y 3Y

Futures and Options

Related Futures -

Related Options -

Details

2024/04/19 17:45:00

Price

1,345.29 EUR

Difference



0.19% (2.54)

General attributes

ISIN AT0000A00DT9

Symbol -

Country Worldwide

Security type Index

Instruments in index 44

Market data

Open 1,341.31 EUR

High 1,347.00 EUR

Low 1,332.48 EUR

Close (prev. day) 1,342.75 EUR

Trading volume (m) -

Volume (pcs) -

Performance and Risk

	6m	1Y	3Y
Perf (%)	+20.13%	+31.42%	+35.38%
Perf (abs.)	+225.40	+321.64	+351.54
Beta	-	-	-
Volatility	12.17	13.73	19.70

1,400.00

1,300.00

1,200.00

1,100.00

1,000.00

900.00

800.00

700.00

2020

2021

2022

2023

2024

5Y

Information about previous performance does not guarantee future performance.

Source: FactSet

Price data

Ø price 5 days | Ø volume 5 days (pcs.) 1,337.42 EUR (0)

Ø price 30 days | Ø volume 30 days (pcs.) 1,328.02 EUR (0)

Ø price 100 days | Ø volume 100 days (pcs.) 1,283.83 EUR (0)

Ø price 250 days | Ø volume 250 days (pcs.) 1,176.36 EUR (0)

YTD High | date 1,381.50 EUR (2024/04/10)

YTD Low | date 1,215.16 EUR (2024/01/17)

52 Weeks High | date 1,381.50 EUR (2024/04/10)

52 Weeks Low | date 1,016.08 EUR (2023/04/26)

Composition

Name ISIN	Price	Diff % Diff +/-	Performance	Date Time	Turnover Pc. Turnover Money
4IG NYILVANOSAN MUKODO RE... HU0000167788	817.00	0.25% 2.00		24/04/19 17:20:01	182,379 147,771,372.00
ALLEGRO.EU SA LU2237380790	7.308	3.47% 0.25		24/04/19 21:49:56	50 365.40
ANY SECURITY PRINTING COM... HU0000093257	3,530.00	0.00% 0.00		24/04/19 17:20:00	3,228 11,323,970.00
BANCA TRANSILVANIA SA ROTLVAACNOR1	28.30	-0.35% -0.10		24/04/19 16:59:57	292,875 8,313,190.35
BANK POLSKA KASA OPIEKI S... PLPEKAO00016	42.46	1.51% 0.63		24/04/19 19:31:38	- -
BRD - GROUPE SOCIETE GENE... ROBRDBACNOR2	20.15	-0.25% -0.05		24/04/19 16:56:38	49,289 995,239.50
BUDAPEST R/ETS UTILIZATIO... HU0000167986	562.00	-2.43% -14.00		24/04/19 17:20:00	3,841 2,133,824.00
CD PROJEKT S.A. PLOPTTC00011	25.91	0.90% 0.23		24/04/19 20:04:25	175 4,548.39
CEZ AS CZ0005112300	872.00	-0.23% -2.00		24/04/19 16:16:23	114,269 99,599,588.50
COLT CZ GROUP SE CZK0.10 CZ0009008942	626.00	-0.32% -2.00		24/04/19 16:15:00	5,738 3,621,673.00
DINO POLSKA SA PLDINPL00011	85.06	1.80% 1.50		24/04/19 21:50:08	- -
ERSTE GROUP BANK AG AT0000652011	1,080.00	0.98% 10.50		24/04/19 16:15:15	91,567 98,463,681.50
FONDUL PROPRIETATEA RON... ROFPTAACNOR5	0.5215	-0.19% -0.00		24/04/19 16:50:21	1,265,763 660,307.22
HRVATSKI TELEKOM D.D. NPV HRHT00RA0005	30.50	0.00% 0.00		24/04/19 16:25:00	1,732 52,721.00
KGHM POLSKA MIEDZ SA PLKGHM000017	32.61	-0.55% -0.18		24/04/19 19:31:28	- -
KOFOLA CESKOSLOVENSKO AS ... CZ0009000121	271.00	-0.73% -2.00		24/04/19 16:09:31	2,875 782,337.00
KOMERCNI BANKA CZ0008019106	861.50	-0.46% -4.00		24/04/19 16:15:15	203,750 175,966,965.50
KRKA DD NPV SI0031102120	126.00	0.80% 1.00		24/04/19 15:24:36	3,932 492,653.50
LPP SA PLLPP0000011	3,486.00	-1.30% -46.00		24/04/19 19:31:38	- -
MAGYAR TELEKOM TELECOMMUN... HU0000073507	927.00	0.54% 5.00		24/04/19 17:20:00	319,937 295,619,891.00
MASTERPLAST SHARE HUF100 HU0000093943	3,030.00	-0.66% -20.00		24/04/19 17:20:00	952 2,907,350.00
MBANK SA PLBRE0000012	197.80	-% -		24/04/19 16:50:00	- -
MOL HUNGARIAN OIL & GAS P... HU0000153937	2,960.00	-1.99% -60.00		24/04/19 17:20:00	579,559 1,727,464,518.00

AUSTRIA CECE EXTENDED(EUR)

MONETA MONEY BANK A.S. CZ0008040318	101.80	0.00% 0.00		24/04/19 16:15:04	360,252 36,711,769.00
NIS A D NOVI SAD RSD500 RSNISHE79420	-	-% -		- -	- -
NOVA LJUBLJANSKA BANKA DD... SI0021117344	104.50	0.00% 0.00		24/04/19 15:24:33	11,232 1,172,994.50
OMV PETROM S.A. RON0.1 ROSNPPACNOR9	0.683	0.37% 0.00	█	24/04/19 16:59:37	9,356,375 6,398,979.77
OPUS GLOBAL NYRT HU0000110226	395.00	-0.88% -3.50		24/04/19 17:20:00	227,303 89,919,660.00
ORLEN SA PLPKN0000018	15.488	1.23% 0.19	█	24/04/19 19:31:29	- -
OTP BANK PLC HU0000061726	16,940.00	-0.62% -105.00		24/04/19 17:20:01	411,986 6,974,318,185.00